



Kahn Design Application Guide 9.0

Index

| | |
|------------------------------|---------|
| <u>The Collection</u> | Page 2 |
| <u>Technical</u> | Page 3 |
| <u>Alfa Romeo</u> | Page 3 |
| <u>Aston Martin</u> | Page 4 |
| <u>Audi</u> | Page 5 |
| <u>Bentley</u> | Page 6 |
| <u>BMW</u> | Page 6 |
| <u>Chrysler</u> | Page 7 |
| <u>Citroen</u> | Page 8 |
| <u>Fiat</u> | Page 9 |
| <u>Ferrari</u> | Page 9 |
| <u>Ford</u> | Page 10 |
| <u>Holden</u> | Page 15 |
| <u>Honda</u> | Page 10 |
| <u>Jaguar</u> | Page 11 |
| <u>Land Rover</u> | Page 11 |
| <u>Lexus</u> | Page 12 |
| <u>Maserati</u> | Page 12 |
| <u>Mazda</u> | Page 13 |
| <u>MG Rover</u> | Page 14 |
| <u>Mercedes</u> | Page 15 |
| <u>Mitsubishi</u> | Page 16 |
| <u>Nissan</u> | Page 17 |
| <u>MINI</u> | Page 18 |
| <u>Opel</u> | Page 19 |
| <u>Peugeot</u> | Page 20 |
| <u>Porsche</u> | Page 21 |
| <u>Renault</u> | Page 22 |
| <u>SAAB</u> | Page 23 |
| <u>Seat</u> | Page 24 |
| <u>Skoda</u> | Page 25 |
| <u>Smart Car</u> | Page 26 |
| <u>Subaru</u> | Page 27 |
| <u>Toyota</u> | Page 28 |
| <u>VW</u> | Page 29 |
| <u>Volvo</u> | Page 30 |
| <u>Fitting Kits</u> | Page 31 |
| <u>Order Sheet</u> | |

Whilst Kahn Design try to ensure that all data in this fitment guide is accurate, we can not be held responsible for any mistakes. This guide is for reference only and should only be used as a guide. Should you have any queries then please contact Kahn Design. E&OE.



Welcome to Kahn Application guide. We have tried to make our guide as easy as possible to use. You will see below an explanation of our guide.

[Back to Index](#) **STYLE** **Size** **PCD** **ET** **Axel** **KAHN Part No** **Tyre Size**

This the Centre Bore of the vehicle.

Centre Bore 57.1mm

Bolts 14 x 1.50

| | | | | | | | |
|------------|-----|--------|---------|----|---|---------------|-----------|
| CAR | RSV | 9 x 20 | 5 X 112 | 41 | F | 51122090RSV41 | 235/35/20 |
|------------|-----|--------|---------|----|---|---------------|-----------|

This refers to the style of wheel. Pictures of all our wheels are available on the Collection page.

This is the size of the wheel in inches.

This is the Pitch Circumference Diameter. This is the diameter between the car vehicle bolts.

This number relates to the offset in mm of the wheel or the ET. An explanation of this is given below.

This relates to the axel that the wheel should be fitted to. F-Front, R-Rear.

This is the Kahn wheel part number.

This is the recommended tyre size.

ET Explained

The ET or offset of a wheel is what locates the tyre and wheel assembly in relation to the suspension. More specifically, it is the measured distance between the hub mounting surface and the center line of the rim. Below is an explanation of the various types of offsets which are pictured in the graphic below.

Positive Offset

A positive offset occurs when the hub mounting surface is on the street side (the side you see) of the center line of the rim. Most factory rims will have this type of offset.



Zero Offset

When the hub mounting surface is centered within the rim, it is known as a zero offset.



Negative Offset

If the hub mounting surface is on the brake side of the center line of the rim, it is considered a negative offset or "deep dish".



[Back to Index](#)

PCD Explained

The bolt pattern or bolt circle is the diameter of an imaginary circle formed by the centers of the wheel lugs. Bolt patterns can be 4, 5, 6, or 8 lug holes. A bolt circle of 4x100 would indicate a 4 lug pattern on a circle with a diameter of 100mm.

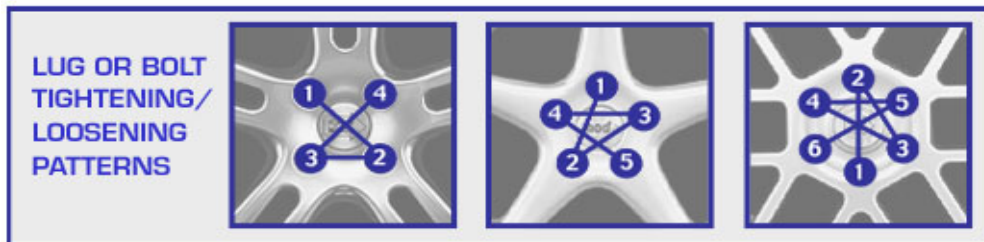


The diagram indicates the proper measuring methods. 6 lug wheels are measured like the 4 lug wheels.

Wheel Lug Tightening and Torquing

IMPORTANT!

Proper installation requires that the wheel lug torque be set to the recommended specification for your vehicle. These torque specifications can be found in your vehicle's shop manual or obtained from your vehicle dealer. Finish tightening the lugs down with an accurate torque wrench. Use a crisscross sequence (shown below) until they have reached their proper torque value. Be careful because if you over torque a wheel, you can strip a lug nut, stretch or break a wheel stud, and cause the wheel, brake disk and/or brake drum to distort.



NOTE: When installing new wheels you should re-torque them after traveling the first 50 to 100 miles. This is necessary because as the wheels are "breaking in" they may compress slightly allowing their lugs to lose some of their torque. Simply repeat the same torque procedure listed above.

The Plus Concept

Plus sizing your wheels and tyres is the best way to improve both the performance and appearance of your vehicle. By using a larger diameter wheel with a lower profile tyre it's possible to properly maintain the overall diameter of the tire, keeping odometer and speedometer changes negligible. By using a tyre with a shorter sidewall, you gain quickness in steering response and better lateral stability. The visual appeal is obvious, most wheels look better than the sidewall of the tyre, so the more wheel and less sidewall there is, the better it looks. This guide is designed to help you fit the correct sizes. Should you have any problems then please contact our sales team for assistance in the proper sizing for your vehicle.



[Back to Index](#)

Spacer Solutions



Kahn Design use and recommend Eibach Spacers. Certain fitments will require the use of an Eibach spacer. Where possible we have included the Eibach part number.

System Description

Spacer with a screw system with centering collar (centering nose)
Track change from 40 mm to 60 mm (disc thickness 20 mm to 30 mm)
Fastening: disc at wheel carrier by using special fixing bolts, wheel at disc by using production or Kahn bolts.

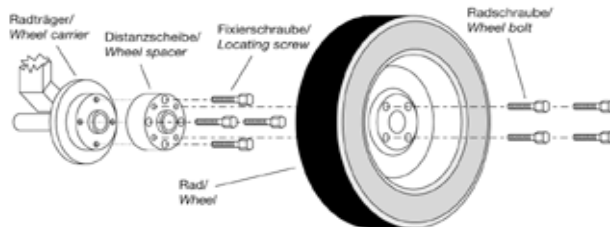
Items Included:

2 Spacers

Installation instruction

Information leaflet for the certificate

Special mounting screws with a short head in the appropriate size/increase (are included)



[Back to Index](#)



Where possible Kahn Design recommend the use of Continental Tyres.



RSR



RSS



RSC



RSC-2



RSV



RSV-2



RSD





RSX



RSL








RSX/F

| Back to Index | STYLE | Size | PCD | ET | Axel | KAHN Part No | Tyre Size |
|---|--|--------|----------|---------|-------|-------------------------|-------------------------|
| ALFA ROMEO | | | | | | | |
| Please note that all Alfa Romeo wheels require PCD Conversion Bolts. | | | | | | | |
| 147/156 Car PCD: 5 x 98 C/Bore: 58mm Bolts: 12 x 1.25 | | | | | | | |
|  | Wobble Bolts Required | RSR | 7 x 17 | 5 x 100 | 35 | F & R | 41001770RSR35 215/45/17 |
| | | RSR | 7.5 x 18 | 5 x 100 | 37 | F & R | 41001875RSR37 225/35/18 |
| | | RSS | 7 x 17 | 5 x 100 | 35 | F & R | 41001770RSS35 215/45/17 |
| | | RSS | 7.5 x 18 | 5 x 100 | 35 | F & R | 41001775RSS35 215/45/17 |
| | | RSS | 7.5 x 18 | 5 x 100 | 37 | F & R | 41001875RSS37 225/35/18 |
| | | RSV | 7 x 17 | 5 x 100 | 35 | F & R | 41001770RSV35 215/45/17 |
| | | RSV | 7.5 x 18 | 5 x 100 | 45 | F & R | 41001875RSV45 225/35/18 |
| | | RSV | 8.5 x 19 | 5 x 100 | 35 | F & R | 41001875RSV45 235/35/19 |
| | RSC | 8 x 18 | 5 x 100 | 38 | F & R | 41001880RSC35 225/35/18 | |
| 159/Spider Car PCD: 5 x 110 C/Bore: 65mm Bolts: 14 x 1.50 | | | | | | | |
| Alfa Fitting Kits Click HERE | | RSV | 7 x 17 | 5 x 110 | 40 | F & R | 51101770RSV40 225/45/17 |
| | | RSV | 7.5 x 18 | 5 x 110 | 37 | F & R | 51101875RSV37 215/40/18 |
| | | RSV | 8.5 x 19 | 5 x 110 | 31 | F & R | 51101975RSV45 235/35/19 |
| | Some Alfa Romeo wheels have an original PCD of 98mm. Kahn Design wheels must be used with PCD Converters to allow for the correct fitment. | | | | | | |
| ASTON MARTIN | | | | | | | |
| Vantage AMV8 Car PCD: 5 x 114.3 C/ Bore: 68mm Nuts:OE 14 x 2.00 | | | | | | | |
| | | RSV | 9 x 20 | 5 x 114 | 48 | F | 51082090RSV48 255/35/20 |
| | | RSV | 11 x 20 | 5 x 114 | 55 | R | 51082011RSV55 285/30/20 |
| DB9 Car PCD: 5 x 114.3 C/ Bore: 68mm Nuts:OE 14 x 2.00 | | | | | | | |
| | | RSV | 9 x 20 | 5 x 114 | 48 | F | 51082090RSV48 255/35/20 |
| | | RSV | 11 x 20 | 5 x 114 | 55 | R | 51082011RSV55 285/30/20 |
| **The Kahn RSV 20" DB9 & Volante wheel can only be used in conjunction with a 255/30/20 tyre that has MINIMUM 92Y XL load rating for the front and a 285/30/20 tyre that has MINIMUM 99Y XL load rating for Rear . At the time of publishing the only tyres available are Michelin Pilot Sport's. | | | | | | | |
| Vanquish / S Car PCD: 5 x 108 C/ Bore: 63.4mm Nuts: 12 x 1.50 | | | | | | | |
| | | RSV | 9 x 20 | 5 x 108 | 23 | F | 51082090RSV48 255/35/20 |
| on new vanquish S | | RSV | 11 x 20 | 5 x 108 | 20 | R | 51082011RSV55 285/30/20 |
| Vanquish S 05 on Car PCD: 5 x 114.3 C/ Bore: 68.1mm Original | | | | | | | |
| | | RSV | 9 x 20 | 5 x 114 | 20 | F | 51082090RSV48 255/35/20 |
| | | RSV | 11 x 20 | 5 x 114 | 23 | R | 51082011RSV55 285/30/20 |
| |  | | | | | | |
| **The Kahn RSV 20" Vanquish and Vanquish S wheel can only be used in conjunction with a 255/35/20 tyre that has MINIMUM 97Y XL load rating for the front and a 285/30/20 tyre that has MINIMUM 99Y XL load rating for Rear . At the time of publishing the only tyres available are Michelin Pilot Sport's. | | | | | | | |
| All Kahn Aston Martin wheels are designed to accept original Aston Martin centre caps. | | | | | | | |
| Back to Index | | | | | | | |

[Back to Index](#)

STYLE Size PCD ET Axel KAHN Part No Tyre Size

| AUDI | | | | | | |
|---|-----------------|---------------|----------------|-----------|--------------------------|---------------------------------------|
| A3 >2002 & Audi TT | | | | | | |
|  | RSR | 7X17 | 5 x 100 | 33 | F & R | 51001770R8R35 225/45/17 |
| | RSR | 8X17 | 5 x 100 | 40 | F & R | 51001780R8R40 225/45/17 |
| | RSR | 7.5X18 | 5 x 100 | 37 | F & R | 51001875RSR37 225/40/18 |
| | R8S | 7.5X17 | 5 x 100 | 35 | F & R | 51001775R8S35 225/45/17 |
| | RSS | 8X18 | 5 x 100 | 35 | F & R | 51001880RSS35 235/40/18 |
| | RSS | 8.5X19 | 5 x 100 | 35 | F & R | 51001985RSS35 235/35/19 |
| | R8V | 7 x 17 | 5 x 100 | 36 | F & R | 51001770R8V36 225/45/17 |
| | RSV | 7.5 x 18 | 5 x 100 | 37 | F & R | 51001875RSV37 235/40/18 |
| | RSV | 8.5 x 19 | 5 x 100 | 35 | F & R | 51001985RSV35 235/35/19 |
| | RSC | 8 x 18 | 5 x 100 | 35 | F & R | 51001880RSC35 235/40/18 |
| | RSC-2 | 8.5 x 19 | 5 x 100 | 35 | F & R | 51001985RSC235 235/35/19 |
| | RSC-2 | 9.5 x 19 | 5 x 100 | 35 | R | 51001985RSC235 255/30/19 |
| Audi Fitting Kits Click HERE | RSV-2 | 8.5 x 19 | 5 x 100 | 35 | F & R | 51001985RSV235 235/35/19 |
| | RSV-2 | 9.5 x 19 | 5 x 100 | 35 | R | 51001985RSV235 255/30/19 |
| Audi TT 2006 on | | | | | | |
| Audi Fitting Kits Click HERE | RSV | 7.5 x 18 | 5 x 112 | 45 | F & R | 51121875RSV37 225/40/18 |
| | RSV | 8 x 18 | 5 x 112 | 45 | F & R | 51121880RSV37 225/40/18 |
| | RSV | 8.5 x 19 | 5 x 112 | 45 | F & R | 51001985RSV45 235/35/19 |
| | RSV-2 | 8.5 x 19 | 5 x 112 | 45 | F & R | 51121985RSV245 235/35/19 |
| | RSV-2 | 9.5 x 19 | 5 x 112 | 45 | R | 51121995RSV245 265/30/19 |
| | RSC | 8.5 x 20 | 5 x 112 | 38 | F & R | 51122085RSC38 245/30/20 |
| A3 2002 on | | | | | | |
| Audi Fitting Kits Click HERE | RSV | 7.5 x 18 | 5 x 112 | 45 | F & R | 51121875RSV37 225/40/18 |
| | RSV | 8 x 18 | 5 x 112 | 45 | F & R | 51121880RSV37 225/40/18 |
| | RSV | 8.5 x 19 | 5 x 112 | 45 | F & R | 51001985RSV45 235/35/19 |
| | RSV-2 | 8.5 x 19 | 5 x 112 | 45 | F & R | 51121985RSV245 235/35/19 |
| | RSV-2 | 9.5 x 19 | 5 x 112 | 45 | R | 51121995RSV245 265/30/19 |
| Audi A4, A5, A6 | | | | | | |
|  | RSR | 7.5X18 | 5 x 112 | 37 | F & R | 51121875RSR37 225/40/18 |
| | RSS | 7.5X17 | 5 x 112 | 35 | F & R | 51121775RSS35 225/45/17 |
| | RSS | 8X18 | 5 x 112 | 33 | F & R | 51121880RSS33 225/40/18 |
| | RSS | 8.5X19 | 5 x 112 | 35 | F & R | 51121985RSS35 235/35/19 |
| | RSV | 7.5 x 18 | 5 x 112 | 37 | F & R | 51121875RSV37 225/40/18 |
| | RSV | 8 x 18 | 5 x 112 | 35 | F & R | 51121880RSV35 235/40/18 |
| | RSV | 8.5 X 19 | 5 x 112 | 31 | F & R | 51121985RSV31 235/35/19 |
| | RSV | 9.5 X 19 | 5 x 112 | 31 | F & R | 51121995RSV31 255/30/19 |
| | RSC | 8 x 18 | 5 x 112 | 31 | F & R | 51121880RSC31 235/40/18 |
| | RSC | 8.5 x 20 | 5 x 112 | 38 | F & R | 51122085RSC38 225/30/20 |
| | RSV-2 | 8.5 x 19 | 5 x 112 | 31 | F & R | 51121985RSV231 235/35/19 |
| | RSV-2 | 9.5 x 19 | 5 x 112 | 31 | R | 51121995RSV231 255/30/19 |
| Audi Fitting Kits Click HERE | RSC-2 | 8.5 x 19 | 5 x 112 | 31 | F & R | 51121985RSC231 235/35/19 |
| | RSC-2 | 9.5 x 19 | 5 x 112 | 31 | R | 51121995RSC231 255/30/19 |
| | RSL | 9 X 21 | 5x112 | 32 | F & R | 51122090RSL32 255/30/21 |
| | R&X | 9 X 20 | 5x112 | 32 | F & R | 51122090RSX32 255/30/20 |
| Audi RS4 | | | | | | |
| RS4 Req ET 20 - 25. RSV's req Eibach Pro spacer p/n 90-3-25- 005. RSC-2 require PN 90-4-08- 001 RSX REQ 5mm SPACER ON FRONT WHEEL | RSV | 8.5 X 19 | 5 x 112 | 45 | F & R | 51121985RSV45 235/35/19 |
| | RSV-2 | 8.5 X 19 | 5 x 112 | 45 | F & R | 51121985RSV231 235/35/19 |
| | RSX | 9 X 20 | 5 x 112 | 32 | F & R | 51122090RSX32 255/30/20 |
| | RSX | 9 X 20 | 5 x 112 | 32 | F & R | 51122090RSX32 255/30/20 |
| | RSL | 9 X 21 | 5x112 | 32 | F & R | 51122090RSL32 255/30/21 |
| | RSC-2 | 8.5 x 19 | 5 x 112 | 31 | F & R | 51121985RSC231 235/35/19 |
| | Audi RS6 | | | | | |
| Audi Fitting Kits Click HERE | RSV* | 9 X 20 | 5x112 | 32 | F & R | 51122090RSV32 255/30/20 |
| | R&X | 9 X 20 | 5x112 | 32 | F & R | 51122090RSX32 255/30/20 |
| Audi A8/S8 | | | | | | |
|  | RSS | 8X18 | 5 x 112 | 33 | F & R | 51121880RSS33 235/45/18 |
| | RSS | 8.5X19 | 5 x 112 | 35 | F & R | 51121985RSS35 245/40/19 |
| | RSV | 8 x 18 | 5 x 112 | 35 | F & R | 51121880RSV35 235/45/18 |
| | RSV | 8.5 X 19 | 5 x 112 | 31 | F & R | 51121985RSV31 245/40/19 |
| | RSV | 9.5 X 19 | 5 x 112 | 31 | F & R | 51121995RSV31 255/40/19 |
| | R&V | 9 X 20 | 5x112 | 32 | F & R | 51122090RSV32 255/35/20 |
| | RSC | 8 x 18 | 5 x 112 | 31 | F & R | 51121880RSC31 235/45/18 |
| | RSC | 8.5 x 20 | 5 x 112 | 31 | F & R | 51122085RSC31 255/35/20 |
| | RSC | 10 x 20 | 5 x 112 | 28 | R | 51122010RSC28 275/35/20 |
| | RSV-2 | 8.5 x 19 | 5 x 112 | 31 | F & R | 51121985RSC231 245/40/19 |
| | RSV-2 | 9.5 x 19 | 5 x 112 | 31 | R | 51121995RSC231 255/40/19 |
| | RSV-2 | 8.5 x 19 | 5 x 112 | 31 | F & R | 51121985RSV231 245/40/19 |
| RSV-2 | 9.5 x 19 | 5 x 112 | 31 | R | 51121995RSV231 255/40/19 | |
| Audi Fitting Kits Click HERE | RSX | 9 X 20 | 5x112 | 32 | F & R | 51122090RSX32 255/35/20 |
| | RSX | 9 x 21 | 5 x 112 | 32 | F | 51122190RSX32 255/30/21 |
| | RSX | 10.5 x 21 | 5 x 112 | 35 | R | 511221105RSX35 285/30/21 |
| | RSL | 9 x 21 | 5 x 112 | 32 | F | 51122190RSL32 255/30/21 |
| | RSL | 10.5 x 21 | 5 x 112 | 35 | R | 511221105RSL35 285/30/21 |
| ALL ROAD | | | | | | |
|  | RSC-2 | 8.5 x 19 | 5 x 112 | 31 | F & R | 51121985RSC231 245/40/19 |
| | RSV-2 | 8.5 x 19 | 5 x 112 | 31 | F & R | 51121985RSV231 245/40/19 |
| | RSX | 9 x 20 | 5 x 112 | 32 | F & R | 51121985RSX32 255/35/20 |
| | RSC | 8.5 x 20 | 5 x 112 | 31 | F & R | 51122085RSC31 245/35/20 |
| AUDI Q7 | | | | | | |
|  | RSC | 10 x 20 | 5 x 130 | 50 | F & R | 51302010RSC50 275/45/20 |
| | RSX | 9 x 20 | 5 x 130 | 54 | F & R | 51302090RSX54 275/40/20 |
| | RSC | 10 x 22 | 5 x 130 | 55 | F&R | 51302210RSC55 285/35/22 |
| | RC2 | 10 x 22 | 5 x 130 | 55 | F&R | 51302210RC255 285/35/22 |
| | RSD | 9.5 X 22 | 5 x 130 | 50 | F&R | 51302210RSD55 285/35/22 |

A6 ONLY

| Back to Index | STYLE | Size | PCD | ET | Axle | KAHN Part No | Tyre Size |
|---------------------------------------|---|-------------------------|-----------|-------------------------|-------|--------------------------|--------------------------|
| BMW | | | | | | | |
| E87 1/E46 3 Series, Z4 | | | | | | | |
| | Style | Car PCD: 5 x 120 | | C/I Bore: 72.6mm | | Bolts: 12 x 1.50 | |
| | *Not for M3, Compact or 1 series | RSS | 8 x 18 | 5 x 120 | 40 | F & R | 51201880RSS40 235/40/18 |
| | | RSS | 8.5 x 19 | 5 x 120 | 38 | F & R | 51201985RSS38 235/35/19 |
| | | RSV | 7.5 x 18 | 5 x 120 | 35 | F & R | 51201675RSV35 225/40/18 |
| | | RSV | 8.5 x 18 | 5 x 120 | 38 | F & R | 51201985RSV38 235/35/19 |
| | | RSV | 9.5 x 19 | 5 x 120 | 48 | R | 51201995RSV244 265/30/19 |
| | | RSC | 8 x 18 | 5 x 120 | 38 | F & R | 51201880RSC38 235/40/18 |
| | | RSC | 8.5 x 20 | 5 x 120 | 35 | F & R | 51202085RSC35 225/30/20 |
| | | RSC-2 | 8.5 x 19 | 5 x 120 | 38 | F & R | 51201985RSC238 235/35/19 |
| | | RSC-2* | 9.5 x 19 | 5 x 120 | 40 | R | 51201995RSC240 265/30/19 |
| BMW Fitting Kits Click HERE | RSV-2 | 8.5 x 19 | 5 x 120 | 38 | F & R | 51201985RSV238 235/35/19 | |
| | RSV-2* | 9.5 x 19 | 5 x 120 | 44 | R | 51201995RSV244 265/30/19 | |
| E46 BMW M3 | | | | | | | |
| | Style | Car PCD: 5 x 120 | | C/I Bore: 72.6mm | | Bolts: 12 x 1.50 | |
| | *Requires spacers. Eibach Pro spacer p/n 90-3-20-010 | RSC | 8.5 x 20 | 5 x 120 | 35 | F | 51202085RSC35 255/30/20 |
| | | RSC | 10 x 20 | 5 x 120 | 26 | R | 51202010RSC26 275/30/20 |
| | | RSC-2 | 8.5 x 19 | 5 x 120 | 38 | F & R | 51201985RSC238 235/35/19 |
| | | RSC-2 | 9.5 x 19 | 5 x 120 | 40* | R | 51201995RSC220 265/30/19 |
| | | RSV | 8.5 x 19 | 5 x 120 | 38 | F | 51202090RSV38 235/35/19 |
| | | RSV | 9.5 x 19 | 5 x 120 | 48* | R | 51202090RSV38 265/30/19 |
| | | RSV | 9 x 20 | 5 x 120 | 38 | F | 51202090RSV38 255/30/20 |
| | | RSV | 9 x 20 | 5 x 120 | 16 | R | 51202090RSV16 275/30/20 |
| | | RSV-2 | 8.5 x 19 | 5 x 120 | 38 | F & R | 51201985RSV238 235/35/19 |
| BMW Fitting Kits Click HERE | RSV-2 | 9.5 x 19 | 5 x 120 | 44* | R | 51201995RSV220 265/30/19 | |
| E90 BMW 3 2005 On | | | | | | | |
| | Style | Car PCD: 5 x 120 | | C/I Bore: 72.6mm | | Bolts: 12 x 1.50 | |
| | *Requires spacers* | RSC | 8 x 18 | 5 x 120 | 38 | F & R | 51201880RSC38 225/40/18 |
| | | RSC | 8.5 x 20 | 5 x 120 | 35 | F | 51202085RSC35 245/30/20 |
| | | RSC | 10 x 20 | 5 x 120 | 40 | R | 51202010RSC40 285/25/20 |
| | | RSC-2 | 8.5 x 19 | 5 x 120 | 38 | F & R | 51201985RSC238 235/35/19 |
| | | RSC-2 | 9.5 x 19 | 5 x 120 | 48 | R | 51201995RSC240 265/30/19 |
| | | RSV-2 | 8.5 x 19 | 5 x 120 | 38 | F & R | 51201985RSV238 235/35/19 |
| | | RSV-2* | 9.5 x 19* | 5 x 120 | 44* | R | 51201995RSV244 265/30/19 |
| | | RSV | 8.5 x 19 | 5 x 120 | 38 | F & R | 51201985RSV238 235/35/19 |
| | | RSV | 9.5 x 19 | 5 x 120 | 48 | R | 51201995RSV244 265/30/19 |
| | RSV | 9 x 20 | 5 x 120 | 38 | F | 51202090RSV38 245/30/20 | |
| | RSV | 9 x 20 | 5 x 120 | 38 | R | 51202090RSV38 285/25/20 | |
| | RSX | 9 x 20 | 5 x 120 | 32 | F | 51202090RSX32 245/30/20 | |
| | RSX | 9 x 20 | 5 x 120 | 32 | R | 51202090RSX32 285/25/20 | |
| BMW Fitting Kits | | | | | | | |
| E39 5 Series | | | | | | | |
| E60 5 Series | | | | | | | |
| E63/E64 6 Series | | | | | | | |
| | Style | Car PCD: 5 x 120 | | C/I Bore: 74.1mm | | Bolts: 12 x 1.50 | |
| | *Req spacers. | RSS | 8 x 18 | 5 x 120 | 18 | F & R | 51201880RSS18 235/40/18 |
| | | RSV | 8.5 x 19 | 5 x 120 | 38* | F & R | 51201985RSV14 245/35/19 |
| | | RSV | 9.5 x 19 | 5 x 120 | 48* | R | 51201995RSV20 265/30/19 |
| | | RSV | 9 x 20 | 5 x 120 | 16 | F | 51202090RSV16 255/35/20 |
| | | RSV | 11 x 20 | 5 x 120 | 20 | R | 51202011RSV20 285/30/20 |
| | | RSV-2 | 8.5 x 19 | 5 x 120 | 38* | F & R | 51201985RSV214 245/35/19 |
| | | RSV-2 | 9.5 x 19 | 5 x 120 | 44* | R | 51201995RSV220 265/30/19 |
| | | RSC-2 | 8.5 x 19 | 5 x 120 | 14 | F & R | 51201985RSC214 245/35/19 |
| | | RSC-2 | 9.5 x 19 | 5 x 120 | 20 | R | 51201995RSC220 265/30/19 |
| | RSX | 9 x 20 | 5 x 120 | 16 | F | 51202090RSX16 255/35/20 | |
| | RSX | 11 x 20 | 5 x 120 | 20 | R | 51202011RSX20 285/30/20 | |
| | RSX | 9 X 21 | 5 X 120 | 20 | F | 51202190RSX16 255/30/21 | |
| | RSX | 10.5 X 21 | 5 x 120 | 20 | M5 R | 512021105RSX20 295/25/21 | |
| | RSX | 9 X 21 | 5 X 120 | 20 | M5 F | 51202190RSX16 255/30/21 | |
| | RSX | 10.5 X 21 | 5 x 120 | 20 | M5 F | 512021105RSX20 295/25/21 | |
| | RSL | 8.5 x 20 | 5 x 120 | 20 | F | 51202085RSL20 245/35/20 | |
| | RSC | 10 x 20 | 5 x 120 | 26 | R | 51202010RSC26 275/30/20 | |
| BMW Fitting Kits Click HERE | RSC | 10 x 20 | 5 x 120 | 26 | R | 51202010RSC26 275/30/20 | |
| E38 7 Series | | | | | | | |
| | Style | Car PCD: 5 x 120 | | C/I Bore: 72.6mm | | Bolts: 12 x 1.50 | |
| | | RSS | 8 x 18 | 5 x 120 | 18 | F & R | 51201880RSS18 235/40/18 |
| | | RSV | 9 x 20 | 5 x 120 | 16 | F | 51202090RSV16 255/35/20 |
| | | RSV | 11 x 20 | 5 x 120 | 20 | R | 51202011RSV20 285/30/20 |
| | | RSX | 9 x 20 | 5 x 120 | 16 | F | 51202090RSX16 255/35/20 |
| | | RSX | 11 x 20 | 5 x 120 | 20 | R | 51202011RSX20 285/30/20 |
| | | RSC | 8.5 x 20 | 5 x 120 | 20 | F | 51202085RSC20 255/35/20 |
| | | RSC | 10 x 20 | 5 x 120 | 26 | R | 51202010RSC26 275/35/20 |
| | | RSC-2 | 8.5 x 19 | 5 x 120 | 14 | F & R | 51201985RSC214 245/35/19 |
| | | RSC-2 | 9.5 x 19 | 5 x 120 | 20 | R | 51201995RSC220 275/40/19 |
| | RSV-2 | 8.5 x 19 | 5 x 120 | 14 | F & R | 51201985RSV214 245/35/19 | |
| | RSV-2 | 9.5 x 19 | 5 x 120 | 20 | R | 51201995RSV220 275/40/19 | |
| BMW Fitting Kits Click HERE | | | | | | | |
| E51/E66 7 Series | | | | | | | |
| | Style | Car PCD: 5 x 120 | | C/I Bore: 72.6mm | | Bolts: 14 x 1.50 | |
| | **Wheels require 25mm Spacers. | RSV | 9 x 20 | 5 x 120 | 16 | F | 51202090RSV16 245/35/20 |
| | | RSV | 11 x 20 | 5 x 120 | 20 | R | 51202011RSV20 295/25/20 |
| | | RSC | 8.5 x 20 | 5 x 120 | 20 | F | 51202085RSC20 245/40/20 |
| | | RSC | 10 x 20 | 5 x 120 | 26 | R | 51202010RSC26 275/35/20 |
| | | RSC | 10 x 22 | 5 x 120 | 20 | F | 51202210RSC20 265/30/22 |
| | | RSC | 10 x 22 | 5 x 120 | 20 | R | 51202210RSC20 295/25/22 |
| | | RSX | 9 x 20 | 5 x 120 | 16 | F | 51202090RSX16 245/35/20 |
| | | RSX | 11 x 20 | 5 x 120 | 20 | R | 51202011RSX20 295/25/20 |
| | | RSX | 9 x 21 | 5 x 120 | 20 | F | 51202190RSX20 255/30/21 |
| | RSX | 10.5 x 21 | 5 x 120 | 20 | R | 512021105RSX20 295/25/21 | |
| | RSL | 9 x 21 | 5 x 120 | 20 | F | 51202190RSL20 255/30/21 | |
| | RSL | 10.5 x 21 | 5 x 120 | 20 | R | 512021105RSL20 295/25/21 | |
| | RSD | 9.5 x 22 | 5 x 120 | 20 | F & R | 51202295RSD20 295/25/22 | |
| | RC2 | 10 x 22** | 5 x 120 | 40 | F | 51202210RC220 265/30/22 | |
| | RC2 | 10 x 22** | 5 x 120 | 40 | R | 51202210RC220 295/25/22 | |
| BMW Fitting Kits Click HERE | | | | | | | |
| BMW X3 | | | | | | | |
| | Style | Car PCD: 5 x 120 | | C/I Bore: 72.6mm | | Bolts: 14 x 1.50 | |
| | | RSC | 8.5 x 20 | 5 x 120 | 35 | F & R | 51202085RSC35 245/35/20 |
| | R8D | 10 x 20 | 5 x 120 | 40 | R | 51202010R8C40 285/30/20 | |
| BMW X5 | | | | | | | |
| | Style | Car PCD: 5 x 120 | | C/I Bore: 72.6mm | | Bolts: 14 x 1.50 | |
| | | R8D | 10 x 20 | 5 x 120 | 40 | F & R | 51202010R8C40 295/40/20 |
| | | R8C | 10 x 22 | 5 x 120 | 40 | F & R | 51202210R8C40 285/35/22 |
| | | RC2 | 10 x 22 | 5 x 120 | 40 | F & R | 51202210RC240 285/35/22 |
| | | R8D | 8.5 x 22 | 5 x 120 | 35 | F & R | 51202296R8D35 285/35/22 |
| | Style | Car PCD: 5 x 120 | | C/I Bore: 74.1mm | | Bolts: 14 x 1.50 | |
| | R8D | 10 x 20 | 5 x 120 | 40 | F & R | 51202010R8C40 295/40/20 | |
| | R8D | 10 x 22 | 5 x 120 | 40 | F & R | 51202210R8C40 285/35/22 | |
| | RC2 | 10 x 22 | 5 x 120 | 40 | F & R | 51202210RC240 285/35/22 | |
| | R8D | 8.5 x 22 | 5 x 120 | 35 | F & R | 51202296R8D35 285/35/22 | |
| Back to Index | | | | | | | |

[Back to Index](#)

STYLE

Size

PCD


ET

Axel

KAHN Part No



Tyre Size



BENTLEY



| GT Coupe Flying Spur | | Style | Car PCD: 5 x 112 | C/ Bore: 57.1mm | Bolts: 14 x 1.50 | | | |
|---|----------------------|----------|------------------|-----------------|------------------|---------------|---------------|------------|
|  | Bentley Fitting Kits | RSV | 9 x 20 | 5 X 112 | 31 | F | 51122090RSV31 | 275/35/20* |
| | | RSV | 9 x 20 | 5 X 112 | 16 | R | 51122090RSV16 | 275/35/20* |
| | | RSX | 9 x 21 | 5 X 112 | 30 | F | 51122190RSX30 | 285/30/21* |
| | | RSX | 10.5 x 21 | 5 X 112 | 35 | R | 51122111RSX36 | 285/30/21* |
| | | RSL | 9 x 21 | 5 X 112 | 30 | F | 51122190RSL30 | 285/30/21* |
| | | RSL | 10.5 x 21 | 5 X 112 | 35 | R | 51122111RSL36 | 285/30/21* |
| | | RSD | 9.5 X 22 | 5 X 112 | 32 | F | 51122111RSD32 | 265/30/22 |
| | RSD | 9.5 X 22 | 5 X 112 | 25 | R | 51122111RSD25 | 265/30/22 | |

The Kahn RSV 20" Bentley GT and Flying Spur wheel can only be used in conjunction with a 275/35/20 and 285/30/21 tyre that has a **MINIMUM 102Y load rating. At the time of publishing tyres are only available from Yokohama or Continental.

Bentley GT / Flying Spur wheels use original Bentley Centre Caps.

| Back to Index | STYLE | Size | PCD | ET | Axel | KAHN Part No | Tyre Size |
|--|-------|----------|---------|----|-------|----------------|-----------|
| Chrysler | | | | | | | |
|  | | | | | | | |
| Voyager 2000> | | | | | | | |
| Style Car PCD: 5x114 C/ Bore:71.6mm Nuts: 12 x 1.50 | | | | | | | |
| Chrysler Fitting Kits Click HERE  | RSR | 7 x 17 | 5 x 114 | 35 | F & R | 51141770RSR35 | 225/55/17 |
| | RSR | 8 X 17 | 5 x 114 | 35 | F & R | 51141780RSR35 | 235/50/17 |
| | RSR | 7.5X18 | 5 x 114 | 37 | F & R | 51141875RSR37 | 235/45/18 |
| | RSS | 7.5X17 | 5 x 114 | 35 | F & R | 51141775RSS35 | 225/55/17 |
| | RSS | 8X18 | 5 x 114 | 35 | F & R | 51141880RSS35 | 235/45/18 |
| | RSC | 8 x 18 | 5 x 114 | 35 | F & R | 51141880RSC35 | 235/45/18 |
| | RSC | 8.5 x20 | 5 x 114 | 35 | F & R | 51142085RSC35 | 255/35/20 |
| | RSC-2 | 8.5 x19 | 5 x 114 | 35 | F & R | 51141985RSC235 | 245/40/19 |
| | RSV-2 | 8.5 x 19 | 5 x 114 | 35 | F & R | 51141985RSV35 | 245/40/19 |
| Cherokee 98> | | | | | | | |
| Style Car PCD: 5x114 C/ Bore:71.6mm Nuts: 12 x 1.50 | | | | | | | |
| Chrysler Fitting Kits Click HERE | RSC | 8 x 18 | 5 x 114 | 35 | F & R | 51141880RSC35 | 255/55/18 |
| | RSC | 8.5 x20 | 5 x 114 | 35 | F & R | 51142085RSC35 | 265/45/20 |
| Grand Cherokee 99 on | | | | | | | |
| Style Car PCD: 5x127 C/ Bore:71.6mm Nuts: 12 x 1.50 | | | | | | | |
| Chrysler Fitting Kits Click HERE | RSC* | 10 x 20 | 5 x 127 | 37 | F & R | 51272010RSC37 | 295/40/20 |
| | RSC* | 10 x 22 | 5 x 127 | 35 | F & R | 51272210RSC35 | 295/30/22 |
| Neon 1994 on. | | | | | | | |
| Style Car PCD: 5x100 C/ Bore:57.1mm Nuts: 12 x 1.50 | | | | | | | |
| Chrysler Fitting Kits Click HERE | RSR | 7 x 17 | 5 x 100 | 35 | F & R | 51001770RSR35 | 205/40/17 |
| | RSR | 7.5X18 | 5 x 100 | 37 | F & R | 51001875RSR37 | 215/35/18 |
| | RSS | 7.5 x 17 | 5 x 100 | 35 | F & R | 51001775RSS35 | 215/40/17 |
| | RSV | 7 x 17 | 5 x 100 | 35 | F & R | 51001770RSV35 | 215/40/17 |
| | RSV | 7.5X18 | 5 x 100 | 37 | F & R | 51001875RSV37 | 215/35/18 |
| PT Cruiser 1999 on | | | | | | | |
| Style Car PCD: 5x100 C/Bore:57.1mm Nuts: 12 x 1.50 | | | | | | | |
| *Requires spacers Chrysler Fitting Kits Click HERE | RSR | 7 x 17 | 5 x 100 | 35 | F & R | 51001770RSR35 | 215/45/17 |
| | RSS | 7.5 x 17 | 5 x 100 | 35 | F & R | 51001775RSS35 | 215/45/17 |
| | | 8 x 18 | 5 x 100 | 37 | F & R | 51001880RSS37 | 235/40/18 |
| | RSV | 7 x 17 | 5 x 100 | 35 | F & R | 51001770RSV35 | 215/45/17 |
| | | 7.5 x 18 | 5 x 100 | 37 | F & R | 51001875RSV37 | 215/40/18 |
| | | 7.5 x 19 | 5 x 100 | 45 | F & R | 51001975RSV45 | 215/35/19 |
| | RSC | 8 x 18 | 5 x 100 | 35 | F & R | 51001880RSC35 | 235/40/18 |
| 300C | | | | | | | |
| Style Car PCD: 5x114 C/ Bore:67.1mm Bolts: 12 x 1.50 | | | | | | | |
| | RC2 | 9 X 22 | 5 x 114 | 21 | F&R | 51142290RC221 | 265/35/22 |
| | RC2 | 9 X 22 | 5 x 114 | 21 | F&R | 51142290RC221 | 265/35/22 |
| Crossfire 03> | | | | | | | |
| Style Car PCD: 5x112 C/Bore:66.6mm Bolts: 12 x 1.50 | | | | | | | |
| | RSC | 8.5 x 20 | 5 x 112 | 31 | F | 51122085RSC31 | 245/30/20 |
| | RSC | 10 x 20 | 5 x 112 | 28 | R | 51122010RSC28 | 275/30/20 |

| Back to Index | STYLE | Size | PCD | ET | Axel | KAHN Part No | Tyre Size |
|--|----------|----------|---------|-------|---------------|---------------|-----------|
| Citroen | | | | | | | |
|  | | | | | | | |
| Saxo VTR Vti | | | | | | | |
| Style Car PCD: 4x108 C/ Bore:65.1mm Bolts: 12 x 1.25 | | | | | | | |
|  | RSR | 6.5 x 15 | 4 x 108 | 15 | F & R | 41081565RSR15 | 195/45/15 |
| | RSR | 7 x 17 | 4 x 108 | 18 | F & R | 41081770RSR18 | 205/40/17 |
| | RSS | 7 x 17 | 4 x 108 | 18 | F & R | 41081770RSS18 | 205/40/17 |
| | RSV | 7 x 17 | 4 x 108 | 18 | F & R | 41081770RSV18 | 205/40/17 |
| | RSV | 7.5 x 18 | 4 x 108 | 18 | F & R | 41081875RSV18 | 215/35/18 |
| Xsara Picasso | | | | | | | |
| Style Car PCD: 4x108 C/ Bore:65.1mm Bolts: 12 x 1.25 | | | | | | | |
| Citroen Fitting Kits Click HERE | RSR | 6.5 x 15 | 4 x 108 | 15 | F & R | 41081565RSR15 | 195/55/15 |
| | RSR | 7 x 17 | 4 x 108 | 18 | F & R | 41081770RSR18 | 205/40/17 |
| | RSS | 7 x 17 | 4 x 108 | 18 | F & R | 41081770RSS18 | 205/40/17 |
| | RSV | 7 x 17 | 4 x 108 | 18 | F & R | 41081770RSV18 | 205/40/17 |
| | RSV | 7.5 x 18 | 4 x 108 | 18 | F & R | 41081875RSV18 | 215/35/18 |
| C2 | | | | | | | |
| Style Car PCD: 4x108 C/ Bore:65.1mm Bolts: 12 x 1.25 | | | | | | | |
| Citroen Fitting Kits Click HERE | RSR | 6.5 x 15 | 4 x 108 | 15 | F & R | 41081565RSR15 | 195/55/15 |
| | RSR | 7 x 17 | 4 x 108 | 18 | F & R | 41081770RSR18 | 205/40/17 |
| | RSS | 7 x 17 | 4 x 108 | 18 | F & R | 41081770RSS18 | 205/40/17 |
| | RSV | 7 x 17 | 4 x 108 | 18 | F & R | 41081770RSV18 | 205/40/17 |
| | RSV | 7.5 x 18 | 4 x 108 | 18 | F & R | 41081875RSV18 | 215/35/18 |
| C3 | | | | | | | |
| Style Car PCD: 4x108 C/ Bore:65.1mm Bolts: 12 x 1.25 | | | | | | | |
| | RSS | 7 x 17 | 4 x 108 | 28 | F & R | 41081770RSS28 | 205/40/17 |
| C5 | | | | | | | |
| Style Car PCD: 4x108 C/ Bore:65.1mm Bolts: 12 x 1.25 | | | | | | | |
| *Requires 20mm spacer Citroen Fitting Kits Click HERE | RSR | 6.5 x 15 | 4 x 108 | 35 | F & R | 41081565RSR15 | 195/65/15 |
| | RSR | 7 x 17 | 4 x 108 | 35 | F & R | 41081770RSR18 | 215/45/17 |
| | RSS | 7 x 17 | 4 x 108 | 28 | F & R | 41081770RSS18 | 215/45/17 |
| | RSV | 7 x 17 | 4 x 108 | 18 | F & R | 41081770RSV18 | 215/45/17 |
| | RSV* | 7.5 x 18 | 4 x 108 | 18 | F & R | 41081875RSV18 | 215/40/18 |
| RSV* | 7.5 x 19 | 4 x 108 | 40* | F & R | 41081975RSV40 | 215/35/19 | |

| Back to Index | STYLE | Size | PCD | ET | Axel | KAHN Part No | Tyre Size | |
|---|---|--------------|----------------------|-----------------------|-------------------------|---------------|---|-----------|
| FIAT | | | | | | |  | |
| Punto II. (Not Abarth) | | Style | Car PCD: 4x98 | C/ Bore:58.1mm | Bolts: 12 x 1.25 | | | |
| Fiat Fitting Kits Click HERE | RSR | 6.5 x 15 | 4 x 100 | 35 | F & R | 41001565RSR35 | 185/55/15 | |
| | RSR | 7 x 17 | 4 x 100 | 35 | F & R | 41001770RSR35 | 205/40/17 | |
| | RSS | 7 x 17 | 4 x 100 | 35 | F & R | 41001770RSS35 | 205/40/17 | |
| | RSV | 7 x 17 | 4 x 100 | 35 | F & R | 41001770RSV35 | 205/40/17 | |
| Stilo. (Not Abarth) | | Style | Car PCD: 4x98 | C/ Bore:58.1mm | Bolts: 12 x 1.25 | | | |
| *Requires 10mm spacer | | | | | | | | |
|  | RSR | 6.5 x 15 | 4 x 100 | 35 | F & R | 41001565RSR35 | 195/65/15 | |
| | RSR | 7 x 17 | 4 x 100 | 35 | F & R | 41001770RSR35 | 205/50/17 | |
| | RSR | 7.5 x 18 | 4 x 100 | 37 | F & R | 41001875RSR37 | 215/40/18 | |
| | RSS | 7 x 17 | 4 x 100 | 35 | F & R | 41001770RSS35 | 205/50/17 | |
| | RSS | 7.5 x 18 | 4 x 100 | 37 | F & R | 41001875RSR37 | 215/40/18 | |
| | RSV | 7 x 17 | 4 x 100 | 35 | F & R | 41001770RSV35 | 205/50/17 | |
| | Fiat Fitting Kits Click HERE | RSV* | 7.5 x 18 | 4 x 100 | 45 | F & R | 41001875RSV45 | 215/40/18 |
| | | RSV* | 7.5 x 19 | 4 x 100 | 45 | F & R | 41001975RSV45 | 215/35/19 |
| Barchetta | | Style | Car PCD: 4x98 | C/ Bore:58.1mm | Bolts: 12 x 1.25 | | | |
| | RSR | 6.5 x 15 | 4 x 100 | 35 | F & R | 41001565RSR35 | 195/55/15 | |
| | RSR | 7 x 17 | 4 x 100 | 35 | F & R | 41001770RSR35 | 205/40/17 | |
| | RSS | 7 x 17 | 4 x 100 | 35 | F & R | 41001770RSS35 | 205/40/17 | |
| | RSV | 7 x 17 | 4 x 100 | 35 | F & R | 41001770RSV35 | 205/40/17 | |

Please note that all Fiat wheels require PCD Conversion Bolts.

All FIAT wheels have an original PCD of 98mm. Kahn Design wheels must be used with PCD Converters to allow for the correct fitment.


[Back to Index](#)

[Back to Index](#)

| STYLE | Size | PCD | ET | Axel | KAHN Part No | Tyre Size |
|-------|------|-----|----|------|--------------|-----------|
|-------|------|-----|----|------|--------------|-----------|




FERRARI








| 360 Modena | | Style | Car PCD: 5x108 | C/ Bore:67.1mm | Bolts: 14 x 1.50 | | |
|---|--------------|----------|----------------|----------------|------------------|-----------------------|-----------|
| Ferrari Fitting Kits Click HERE | RSC-2 | 8.5 x 19 | 5 x 108 | 28 | F | 51081985RSC228 | 235/35/19 |
| | RSC-2 | 11 x 19 | 5 x 108 | 30 | R | 51081911RSC230 | 295/30/19 |
| | RSV-2 | 8.5 x 19 | 5 x 108 | 28 | F | 51081985RSV228 | 235/35/19 |
| | RSV-2 | 11 x 19 | 5 x 108 | 30 | R | 51081911RSV230 | 295/30/19 |
| F430 Spider | | Style | Car PCD: 5x108 | C/ Bore:67.1mm | Bolts: 14 x 1.50 | | |
|  | RSC-2 | 8.5 x 19 | 5 x 108 | 28 | F | 51081985RSC228 | 235/35/19 |
| | RSC-2 | 11 x 19 | 5 x 108 | 30 | R | 51081911RSC230 | 295/30/19 |
| | RSV-2 | 8.5 x 19 | 5 x 108 | 28 | F | 51081985RSV228 | 235/35/19 |
| | RSV-2 | 11 x 19 | 5 x 108 | 30 | R | 51081911RSV230 | 295/30/19 |
| | | Style | Car PCD: 5x108 | C/ Bore:67.1mm | Bolts: 14 x 1.50 | | |
| *550/575 rear wheels require 25mm Eibach Pro Spacer part number 90-3-25-013 . | | | | | | | |
| Ferrari Fitting Kits Click HERE | RSC-2 | 8.5 x 19 | 5 x 108 | 28 | F | 51081985RSC228 | 255/35/19 |
| | RSC-2 | 11 x 19 | 5 x 108 | 30 | R | 51081911RSC230 | 295/30/19 |
| | | | | | | | |

All Ferrari wheels accept original Ferrari Centre caps.

[Back to Index](#)

| Back to Index | STYLE | Size | PCD | ET | Axel | KAHN Part No | Tyre Size | |
|---|--|------------------|----------------|-----------------|----------------|-----------------|-----------------|--|
| Ford  | | | | | | | | |
| KA | Style | Car PCD: 4x108 | | C/ Bore:63.4mm | | Nuts: 12 x 1.50 | | |
| | RSR | 6.5 x 15 | 4 x 108 | 35 | F & R | 41081665RSR35 | 195/45/15 | |
| Fiesta/ Puma | Style | Car PCD: 4x108 | | C/ Bore:63.4mm | | Nuts: 12 x 1.50 | | |
| Ford Fitting Kits Click HERE | RSR | 6.5 x 15 | 4 x 108 | 35 | F & R | 41081665RSR35 | 195/45/15 | |
| | RSR | 7 x 17 | 4 x 108 | 35 | F & R | 41081770RSR35 | 205/40/17 | |
| | *RSS | 7 x 17 | 4 x 108 | 35 | F & R | 41081770RSR35 | 205/40/17 | |
| | RSV | 7 x 17 | 4 x 108 | 40 | F & R | 41001770RSV40 | 205/40/17 | |
| Focus > Dec 04 | | Car PCD: 4x108 | | C/ Bore:63.4mm | | Nuts: 12 x 1.50 | | |
| Focus Jan 05> | | Car PCD: 5x108 | | C/ Bore:63.4mm | | Nuts: 12 x 1.50 | | |
| Mondeo > 2000 | | Car PCD: 4x108 | | C/ Bore:63.4mm | | Nuts: 12 x 1.50 | | |
| Ford Fitting Kits Click HERE | RSR | 6.5 x 15 | 4/5 x 108 | 35 | F & R | 41081665RSR35 | 195/55/15 | |
| | RSR | 7 x 17 | 4/5 x 108 | 35 | F & R | 41081770RSR35 | 205/45/17 | |
| | RSS | 7 x 17 | 4/5 x 108 | 42 | F & R | 41081770RSR42 | 205/45/17 | |
| | RSV | 7 x 17 | 4/5 x 108 | 40 | F & R | 41001770RSV40 | 205/45/17 | |
| | RSV | 7.5 x 18 | 4/5 x 108 | 42 | F & R | 41081875RSV42 | 215/40/18 | |
| | RSV | 7.5 x 19 | 4/5 x 108 | 40 | F & R | 41081975RSV40 | 215/35/19 | |
| Mondeo 2000 On | | Car PCD: 5x108 | | C/ Bore:63.4mm | | Nuts: 12 x 1.50 | | |
| | RSR | 7.0 x 17 | 5 x 108 | 40 | F & R | 51081770RSR40 | 215/45/17 | |
| | RSV | 7.5 x 18 | 5 x 108 | 45 | F & R | 51081875RSV45 | 225/40/18 | |
| | RSC | 8.5 x 20 | 5 x 108 | 49 | F & R | 51082085RSC49 | 245/35/20 | |
| Mustang | | Car PCD: 5x114 | | C/ Bore:67.16mm | | Nuts: 14 x 2.0 | | |
| Ford Fitting Kits Click HERE | RSC | 8 x 18 | 5 x 114 | 35 | F & R | 51141880RSC35 | 235/50/18 | |
| | RSC | 8.5 x 20 | 5 x 114 | 35 | F & R | 51142085RSC35 | 255/35/20 | |
| | RSV-2 | 8.5 x 19 | 5 x 114 | 35 | F & R | 51141985RSV235 | 245/45/19 | |
| | RSV-2 | 9.5 x 19 | 5 x 114 | 35 | R | 51141995RSV235 | 275/40/19 | |
| | RSC-2 | 8.5 x 19 | 5 x 114 | 35 | F & R | 51141985RSC235 | 245/45/19 | |
| | RSC-2 | 9.5 x 19 | 5 x 114 | 35 | R | 51141995RSC235 | 275/40/19 | |
| | Honda  | | | | | | | |
| | CIVIC | Style | Car PCD: 4x100 | | C/ Bore:56.1mm | | Nuts: 12 x 1.50 | |
|  | RSR | 6.5 x 15 | 4 x 100 | 35 | F & R | 41001565RSR35 | 195/50/15 | |
| | RSR | 7 x 17 | 4 x 100 | 35 | F & R | 41001770RSR35 | 205/40/17 | |
| | RSR | 7.5 x 18 | 4 x 100 | 37 | F & R | 41001875RSR37 | 215/35/18 | |
| | RSS | 7 x 17 | 4 x 100 | 45 | F & R | 41001770RSS45 | 205/40/17 | |
| | RSS | 7.5 x 18 | 4 x 100 | 35 | F & R | 41001875RSS35 | 215/35/18 | |
| | RSV | 7 x 17 | 4 x 100 | 35 | F & R | 41001770RSV35 | 205/40/17 | |
| Honda Fitting Kits Click HERE | RSV | 7.5 x 18 | 4 x 100 | 45 | F & R | 41001875RSV45 | 215/35/18 | |
| | RSV | 7.5 x 19 | 4 x 100 | 45 | F & R | 41001975RSV45 | 215/35/19 | |
| | RSV | 7.5 x 19 | 4 x 100 | 45 | F & R | 41001975RSV45 | 215/35/19 | |
| Civic 2005 on | Style | Car PCD: 5x114.3 | | C/ Bore:64.1mm | | Nuts: 12 x 1.50 | | |
| Honda Fitting Kits Click HERE | RSV | 7.5 x 18 | 5 x 114.3 | 45 | F & R | 51141875RSV45 | 215/35/18 | |
| | RSV | 7.5 x 19 | 5 x 114.3 | 45 | F & R | 51141975RSV45 | 215/35/19 | |
| Civic Type R | Style | Car PCD: 5x114.3 | | C/ Bore:64.1mm | | Nuts: 12 x 1.50 | | |
| Honda Fitting Kits Click HERE | RSV | 7.5 x 18 | 5 x 114.3 | 45 | F & R | 51141875RSV45 | 215/35/18 | |
| | RSV | 7.5 x 19 | 5 x 114.3 | 45 | F & R | 51141975RSV45 | 215/35/19 | |
| Accord | Style | Car PCD: 5x114.3 | | C/ Bore:64.1mm | | Nuts: 12 x 1.50 | | |
| | RSS | 8 x 18 | 5 x 114 | 40 | F & R | 51141880RSS40 | 215/35/18 | |
| CRV | Style | Car PCD: 5x114.3 | | C/ Bore:64.1mm | | Nuts: 12 x 1.50 | | |
| | RSC | 8 x 18 | 5 x 114.3 | 35 | F & R | 51141880RSC35 | 235/40/18 | |
| | RSV-2 | 8.5 x 19 | 5 x 114 | 45 | F & R | 51141985RSV235 | 235/35/19 | |
| | RSV | 7.5 x 19 | 5 x 114 | 45 | F & R | 51141985RSV235 | 235/35/19 | |
| S2000 | Front | Car PCD: 5x114.3 | | C/ Bore:70.1mm | | Nuts: 12 x 1.50 | | |
| | Rear | Car PCD: 5x114.3 | | C/ Bore:64.1mm | | Nuts: 12 x 1.50 | | |
| Honda Fitting Kits Click HERE | RSV | 7.5 x 17 | 5 x 114.3 | 42 | F | 51141775RSV42 | 215/40/17 | |
| | RSV | 8.0 x 18 | 5 x 114.3 | 45 | R | 51141880RSV45 | 255/35/18 | |
| | RSV | 8.5 x 19 | 5 x 114 | 45 | F & R | 51141985RSV235 | 235/35/19 | |
| | RSV | 8.5 x 19 | 5 x 114 | 45 | R | 51141985RSV235 | 265/30/19 | |
| NSX | Front | Car PCD: 5x114.3 | | C/ Bore:70.1mm | | Nuts: 12 x 1.50 | | |
| | Rear | Car PCD: 5x114.3 | | C/ Bore:64.1mm | | Nuts: 12 x 1.50 | | |
| Honda Fitting Kits Click HERE | RSS | 7.5 x 17 | 5 x 114.3 | 40 | F | 51141775RSS40 | 215/40/17 | |
| | RSS | 8.0 x 18 | 5 x 114.3 | 40 | R | 51141880RSS40 | 255/35/18 | |
| | RSV | 7.5 x 18 | 5 x 114.3 | 45 | F | 51141875RSV42 | 215/35/18 | |
| | RSV | 8.0 x 18 | 5 x 114.3 | 45 | R | 51141880RSV45 | 255/35/18 | |

[Back to Index](#)

| Back to Index | STYLE | Size | PCD | ET | Axel | KAHN Part No | Tyre Size |
|---|--------------|-------------------------|-----------|-----------------------|-------|------------------------|---|
| Lexus | | | | | | |  |
| IS 200 / IS 300 | Style | Car PCD: 5x114.3 | | C/ Bore:60.1mm | | Nuts:12 x 1.50 | |
| | RSC | 8 x 18 | 5 X 114.3 | 35 | F & R | 51141880RSC35 | 225/45/18 |
| | RSV-2 | 8.5 X 19 | 5 X 114.3 | 35 | F & R | 51141985RSV235 | 235/35/19 |
| | RSC-2 | 8.5 X 19 | 5 X 114.3 | 35 | F & R | 51141985RSC235 | 235/35/19 |
| GS300/430 | Style | Car PCD: 5x114.3 | | C/ Bore:60.1mm | | Nuts:12 x 1.50 | |
|  Lexus Fitting Kits Click HERE | RSR | 8 x 18 | 5 X 114.3 | 40 | F & R | 51141880RSR40 | 245/40/18 |
| | RSC | 8 x 18 | 5 X 114.3 | 35 | F & R | 51141880RSC35 | 225/45/18 |
| | | 8.5 x 20 | 5 X 114.3 | 35 | F & R | 51142085RSC35 | 245/35/20 |
| | RSC-2 | 8.5 X 19 | 5 X 114.3 | 35 | F & R | 51141985RSC235 | 235/35/19 |
| | | 9.5 X 19 | 5 X 114.3 | 35 | R | 51141995RSC235 | 265/30/19 |
| | RSV-2 | 8.5 X 19 | 5 X 114.3 | 35 | F & R | 51141985RSV235 | 235/35/19 |
| | | 9.5 X 19 | 5 X 114.3 | 35 | R | 51141995RSV235 | 265/30/19 |
| LS 400/430 SC430 | Style | Car PCD: 5x114.3 | | C/ Bore:60.1mm | | Nuts:12 x 1.50 | |
| Lexus Fitting Kits Click HERE | RSC | 8 x 18 | 5 X 114.3 | 35 | F & R | 51141880RSC35 | 245/40/18 |
| | | 8.5 x 20 | 5 X 114.3 | 35 | F & R | 51142085RSC35 | 245/35/20 |
| | RSC-2 | 8.5 X 19 | 5 X 114.3 | 35 | F & R | 51141985RSC235 | 235/35/19 |
| | | 9.5 X 19 | 5 X 114.3 | 35 | R | 51141995RSC235 | 245/35/19 |
| | RSV-2 | 8.5 X 19 | 5 X 114.3 | 35 | F & R | 51141985RSV235 | 235/35/19 |
| | | 9.5 X 19 | 5 X 114.3 | 35 | R | 51141995RSV235 | 265/30/19 |
| RX300 2003> | Style | Car PCD: 5x114.3 | | C/ Bore:60.1mm | | Nuts:12 x 1.50 | |
| | RSC | 8.5 x 20 | 5 X 114.3 | 25 | F & R | 51142085RSC25 | 245/40/20 |
| Maserati | | | | | | |  |
| 3200 GT/ 4200 GT | Style | Car PCD 5x108 | | C/ Bore:67.1mm | | Bolts: 14. 1.50 | |
| | RSV | 8.5 x 19 | 5 x 108 | 48 | F | 51081985RSV48 | 235/35/19 |
| | RSV | 9.5 X 19 | 5 x 108 | 42 | R | 51081995RSV42 | 265/30/19 |
| Quattroporte | Style | Car PCD 5x114 | | C/ Bore:67.1mm | | Bolts: 14. 1.50 | |
| | RSV | 8.5 x 19 | 5 x 114 | 45 | F | 51081985RSV48 | 245/40/19 |
| | RSV | 9.5 X 19 | 5 x 114 | 35 | R | 51081995RSV42 | 285/35/19 |
| Back to Index | | | | | | | |
| Mazda | | | | | | |  |
| MX3/MX5 | Style | Car PCD: 4x100 | | C/ Bore:54.1mm | | Nuts:12 x 1.50 | |
| Mazda Fitting Kits Click HERE | RSR | 6.5 x 15 | 4 x 100 | 35 | F & R | 41001565RSR35 | 195/50/15 |
| | RSR | 7 x 17 | 4 x 100 | 35 | F & R | 41001770RSR35 | 205/40/17 |
| | RSR | 7.5 x 18 | 4 x 100 | 37 | F & R | 41001875RSR37 | 215/35/18 |
| | RSS | 7 x 17 | 4 x 100 | 35 | F & R | 41001770RSS45 | 205/40/17 |
| | RSS | 7.5 x 18 | 4 x 100 | 35 | F & R | 41001875RSS35 | 215/35/18 |
| | RSV | 7 x 17 | 4 x 100 | 35 | F & R | 41001770RSV35 | 205/40/17 |
| Mazda MX5 05 > | Style | Car PCD: 5x114.3 | | C/ Bore:67.1mm | | Nuts:12 x 1.50 | |
| | RSV | 7 x 17 | 5 x 114.3 | 45 | F & R | 51141770RSV45 | 215/40/17 |
| | RSV | 7.5 x 18 | 5 x 114.3 | 45 | F & R | 51141875RSV45 | 215/35/18 |
| | RSV | 7.5 x 19 | 5 x 114.3 | 45 | F & R | 51141975RSV45 | 215/35/19 |
| Mazda 6>02 | Style | Car PCD: 5x114.3 | | C/ Bore:67.1mm | | Nuts:12 x 1.50 | |
| | RSV | 7 x 17 | 5 x 114.3 | 45 | F & R | 51141770RSV45 | 215/40/17 |
| | RSV | 7.5 x 18 | 5 x 114.3 | 45 | F & R | 51141875RSV45 | 215/35/18 |
| | RSV | 7.5 x 19 | 5 x 114.3 | 45 | F & R | 51141975RSV45 | 215/35/19 |
| Mazda 3 | Style | Car PCD: 5x114.3 | | C/ Bore:67.1mm | | Nuts:12 x 1.50 | |
| Mazda Fitting Kits Click HERE | RSR | 6.5 x 15 | 5 x 114.3 | 35 | F & R | 51141565RSR35 | 205/55/15 |
| | RSR | 7 x 17 | 5 x 114.3 | 45 | F & R | 51141770RSR45 | 215/40/17 |
| | RSV | 7 x 17 | 5 x 114.3 | 45 | F & R | 51141770RSV45 | 215/40/17 |
| | RSV | 7.5 x 18 | 5 x 114.3 | 45 | F & R | 51141875RSV45 | 215/35/18 |
| | RSV | 7.5 x 19 | 5 x 114.3 | 45 | F & R | 51141975RSV45 | 215/35/19 |
| Mazda RX8 | Style | Car PCD: 5x114.3 | | C/ Bore:67.1mm | | Nuts:12 x 1.50 | |
|  | RSC-2 | 8.5 X 19 | 5 X 114.3 | 35 | F & R | 51141985RSC235 | 235/35/19 |
| | RSV-2 | 8.5 X 19 | 5 X 114.3 | 35 | F & R | 51141985RSV235 | 235/35/19 |
| | RSV-2* | 9.5 X 19 | 5 X 114.3 | 45 | R | 51141995RSV245 | 265/30/19 |
| Back to Index | | | | | | | |
| STYLE | | | | | | | |
| Size | | | | | | | |
| PCD | | | | | | | |
| ET | | | | | | | |
| Axel | | | | | | | |
| KAHN Part No | | | | | | | |
| Tyre Size | | | | | | | |

MG Rover





| ZR / ZS | | Style | Car PCD: 4 x 100 | | C/ Bore:56.1mm | | Nuts:12 x 1.50 | |
|---------|---|----------|------------------|------------------|----------------|----------------|----------------|-----------------|
| | RSR | 7 x 17 | 4 x 100 | 35 | F & R | 41001770RSR35 | 215/40/17 | |
| | | 7.5 x 18 | 4 x 100 | 45 | F & R | 41001875RSR45 | 225/35/18 | |
| | RSS | 7 x 17 | 4 x 100 | 35 | F & R | 41001770RSS35 | 215/40/17 | |
| | | 7.5 x 18 | 4 x 100 | 45 | F & R | 41001875RSS45 | 225/35/18 | |
| | RSV | 7 x 17 | 4 x 100 | 35 | F & R | 41001770RSV35 | 215/40/17 | |
| | | 7.5 x 18 | 4 x 100 | 45 | F & R | 41001875RSV45 | 225/35/18 | |
| | | 7.5 x 19 | 4 x 100 | 45 | F & R | 41001975RSV45 | 215/35/19 | |
| | ZT | | Style | Car PCD: 5 x 100 | | C/ Bore:56.1mm | | Bolts:12 x 1.50 |
| | MG/Rover Fitting Kits Click HERE | RSV | 7.5 x 18 | 5 x 100 | 45 | F & R | 51001875RSV45 | 225/45/18 |
| RSV | | 7.5 x 19 | 5 x 100 | 45 | F & R | 51001975RSV45 | 225/40/19 | |

[Back to Index](#)



| Back to Index | STYLE | Size | PCD | ET | Axle | KAHN Part No | Tyre Size | |
|-------------------------------------|-------------------------------------|---------------------|----------------|-----------------|-----------------|-----------------|-----------|--|
| Mercedes | | | | | | | | |
| | C, C Sport, CLK | | | | | | | |
| | Style | Car PCD: 8x112 | OJ Bore: 6.6mm | | Bolt: 12 x 1.60 | | | |
| | RSR 7X17 | 5 x 112 | 35 | F & R | 51121770RSR35 | 225/45/17 | | |
| | RSR 8X17 | 5 x 112 | 35 | F & R | 51121780RSR35 | 225/45/17 | | |
| | RSR 7.5X18 | 5 x 112 | 37 | F & R | 5112175RSR37 | 225/40/18 | | |
| | RSS 7.5X17 | 5 x 112 | 35 | F & R | 51121775RSS35 | 225/45/17 | | |
| | RSS 8X18 | 5 x 112 | 33 | F & R | 5112180RSS33 | 235/40/18 | | |
| | RSS 8.5X19 | 5 x 112 | 35 | F & R | 5112198RSS35 | 235/35/19 | | |
| | RSV 7.5X18 | 5 x 112 | 37 | F & R | 51121775RSV37 | 225/45/17 | | |
| | RSV 8X18 | 5 x 112 | 35 | F & R | 51121880RSV35 | 235/40/18 | | |
| | RSV 8.5X19 | 5 x 112 | 31 | F & R | 5112198RSV31 | 235/35/19 | | |
| | RSV 9.5X20 | 5 x 112 | 31 | R | 5112209RSV31 | 265/30/20 | | |
| | RSC 8 x 18 | 5 x 112 | 31 | F & R | 51121880RSC31 | 235/40/18 | | |
| | RSC-2 8.5 x 19 | 5 x 112 | 31 | F & R | 5112198RSC231 | 235/35/19 | | |
| | RSC-2 9.5 x 19 | 5 x 112 | 31 | R | 5112199RSC240 | 265/30/19 | | |
| Mercedes Fitting Kits Click HERE | | | | | | | | |
| | SLK | | | | | | | |
| | Style | Car PCD: 8x112 | OJ Bore: 6.6mm | | Bolt: 12 x 1.60 | | | |
| | RSV 8 x 18 | 5 x 112 | 31 | F & R | 51121880RSV31 | 225/40/18 | | |
| | RSV 8.5 x 19 | 5 x 112 | 31 | F & R | 5112198RSV31 | 235/35/19 | | |
| | RSV-2 8.5 x 19 | 5 x 112 | 31 | F & R | 5112198RSV231 | 235/35/19 | | |
| E Class X02 | E Class X02 | | | | | | | |
| E Class 02+ only | E Class 02+ only | | | | | | | |
| Style | Car PCD: 8x112 | OJ Bore: 6.6mm | | Bolt: 14 x 1.60 | | | | |
| RSR 7X17 | 5 x 112 | 35 | F & R | 51121770RSR35 | 215/50/17 | | | |
| RSR 8X17 | 5 x 112 | 35 | F & R | 51121780RSR35 | 225/45/17 | | | |
| RSR 7.5X18 | 5 x 112 | 37 | F & R | 51121875RSR37 | 235/40/18 | | | |
| RSS 7.5X17 | 5 x 112 | 35 | F & R | 51121775RSS35 | 215/50/17 | | | |
| RSS 8X18 | 5 x 112 | 33 | F & R | 5112180RSS33 | 235/40/18 | | | |
| RSS 8.5X19 | 5 x 112 | 35 | F & R | 5112198RSS35 | 235/35/19 | | | |
| RSV 7.5X18 | 5 x 112 | 37 | F & R | 51121775RSV37 | 235/40/18 | | | |
| RSV 8X18 | 5 x 112 | 35 | F & R | 51121880RSV35 | 235/40/18 | | | |
| RSV 8.5X19 | 5 x 112 | 31 | F & R | 5112198RSV31 | 235/35/19 | | | |
| RSV 9.5X20 | 5 x 112 | 31 | R | 5112209RSV31 | 265/30/20 | | | |
| RSX 9 x 20 | 5 x 112 | 32 | F & R | 5112209RSX32 | 255/30/20 | | | |
| RSX 9 x 21 | 5 x 112 | 32 | F & R | 5112209RSX32 | 255/30/21 | | | |
| RSC 8 x 18 | 5 x 112 | 31 | F & R | 51121880RSC31 | 235/40/18 | | | |
| RSC 8.5 x 20 | 5 x 112 | 38 | F & R | 5112208RSC38 | 245/30/20 | | | |
| RSC-2 8.5 x 19 | 5 x 112 | 31 | F & R | 5112198RSC231 | 235/35/19 | | | |
| RSC-2 9.5 x 19 | 5 x 112 | 31 | R | 5112199RSC240 | 265/30/19 | | | |
| Mercedes Fitting Kits Click HERE | | | | | | | | |
| | S Class 990 | | | | | | | |
| | Style | Car PCD: 8x112 | OJ Bore: 6.6mm | | Bolt: 14 x 1.60 | | | |
| | RSC 8.5 x 20 | 5 x 112 | 38 | F | 5112208RSC38 | 245/30/20 | | |
| | RSC 10 x 20 | 5 x 112 | 38 | R | 51122010RSC38 | 275/30/20 | | |
| | RSV 9 x 20 | 5 x 112 | 32 | F | 5112209RSV32 | 255/30/20 | | |
| | RSV 11 x 20 | 5 x 112 | 35 | R | 51122011RSV35 | 285/30/20 | | |
| | RSX 9 x 20 | 5 x 112 | 32 | F | 5112209RSX32 | 255/30/20 | | |
| | RSX 9 x 20 | 5 x 112 | 35 | R | 51122011RSX35 | 285/30/20 | | |
| | RSX 9 x 21 | 5 x 112 | 32 | F | 5112209RSX32 | 265/30/21 | | |
| | RSX 10.5 x 21 | 5 x 112 | 35 | R | 51122011RSX35 | 295/30/21 | | |
| | RSL 9 x 21 | 5 x 112 | 32 | F | 5112209RSL32 | 265/30/21 | | |
| | RSL 10.5 x 21 | 5 x 112 | 35 | R | 51122011RSL35 | 295/30/21 | | |
| | RSC-2 8.5 x 19 | 5 x 112 | 31 | F & R | 5112198RSC231 | 245/40/19 | | |
| | RSC-2 9.5 x 19 | 5 x 112 | 31 | R | 5112199RSC240 | 275/35/19 | | |
| | Mercedes Fitting Kits Click HERE | | | | | | | |
| | CL Coupe | | | | | | | |
| | Style | Car PCD: 8x112 | OJ Bore: 6.6mm | | Bolt: 14 x 1.60 | | | |
| | RSC 8.5 x 20 | 5 x 112 | 38 | F | 5112208RSC38 | 245/30/20 | | |
| | RSC 10 x 20 | 5 x 112 | 38 | R | 51122010RSC38 | 275/30/20 | | |
| | RSV 9 x 20 | 5 x 112 | 32 | F | 5112209RSV32 | 255/30/20 | | |
| | RSV 11 x 20 | 5 x 112 | 35 | R | 51122011RSV35 | 285/30/20 | | |
| | RSX 9 x 20 | 5 x 112 | 32 | F | 5112209RSX32 | 255/30/20 | | |
| | RSX 9 x 20 | 5 x 112 | 35 | R | 51122011RSX35 | 285/30/20 | | |
| | RSC-2 8.5 x 19 | 5 x 112 | 31 | F & R | 5112198RSC231 | 245/40/19 | | |
| | RSC-2 9.5 x 19 | 5 x 112 | 31 | R | 5112199RSC240 | 275/35/19 | | |
| | Mercedes Fitting Kits Click HERE | | | | | | | |
| | | SL Coupe 112 | | | | | | |
| | | Style | Car PCD: 8x112 | OJ Bore: 6.6mm | | Bolt: 14 x 1.60 | | |
| | | RSC 8.5 x 20 | 5 x 112 | 31 | F | 5112208RSC31 | 255/30/20 | |
| | | RSC 10 x 20 | 5 x 112 | 28 | R | 51122010RSC28 | 275/30/20 | |
| RSC-2** 9.5 x 19 | | 5 x 112 | 31 | R | 5112198RSC231 | 255/35/19 | | |
| RSC-2** 11 x 19 | | 5 x 112 | 38 | R | 51122011RSC38 | 285/30/19 | | |
| RSV 9 x 20 | | 5 x 112 | 22 | F | 5112209RSV22 | 255/30/20 | | |
| RSV 11 x 20 | | 5 x 112 | 35 | R | 51122011RSV35 | 305/25/20 | | |
| RSX 9 x 20 | | 5 x 112 | 22 | F | 5112209RSX22 | 255/30/20 | | |
| RSX 11 x 20 | | 5 x 112 | 35 | R | 51122011RSX35 | 305/25/20 | | |
| RSV-2** 8.5 x 19 | | 5 x 112 | 31 | F & R | 5112198RSV231 | 245/40/19 | | |
| RSV-2** 9.5 x 19 | | 5 x 112 | 31 | R | 5112199RSV240 | 275/35/19 | | |
| Mercedes Fitting Kits Click HERE | | | | | | | | |
| | | Mercedes ML | | | | | | |
| | | Style | Car PCD: 8x112 | OJ Bore: 6.6mm | | Bolt: 14 x 1.60 | | |
| | RSC 10 x 20 | 5 x 112 | 38 | F & R | 51122010RSC38 | 265/45/20 | | |
| | RSC** 10 x 20 | 5 x 112 | 28 | F | 51122010RSC28 | 265/45/20 | | |
| | RSC 10 x 22 | 5 x 112 | 37 | F & R | 5112210RSC37 | 295/35/22 | | |
| Mercedes ML2005 on | Mercedes ML2005 on | | | | | | | |
| Style | Car PCD: 8x112 | OJ Bore: 6.6mm | | Bolt: 14 x 1.60 | | | | |
| RSC 8.5 x 20 | 5 x 112 | 38 | F & R | 5112208RSC38 | 265/45/20 | | | |
| RC2 10 x 22 | 5 x 112 | 60 | F & R | 51122010RSC38 | 285/35/22 | | | |
| RSD 9.5 x 22 | 5 x 112 | 55 | F & R | 5112229RSD37 | 295/30/22 | | | |
| CLS | CLS | | | | | | | |
| Style | Car PCD: 8x112 | OJ Bore: 6.6mm | | Bolt: 14 x 1.60 | | | | |
| RSC 8.5 x 20 | 5 x 112 | 31 | F | 5112208RSC31 | 245/30/20 | | | |
| RSC 10 x 20 | 5 x 112 | 28 | R | 51122010RSC28 | 285/30/20 | | | |
| RSC-2 8.5 x 19 | 5 x 112 | 31 | R | 5112198RSC231 | 245/35/19 | | | |
| RSC-2 9.5 x 19 | 5 x 112 | 31 | R | 5112199RSC240 | 265/30/19 | | | |
| RSV 9 x 20 | 5 x 112 | 22 | F | 5112209RSV22 | 255/30/20 | | | |
| RSV 11 x 20** | 5 x 112 | 35 | R | 51122011RSV35 | 305/25/20 | | | |
| RSX 9 x 20 | 5 x 112 | 22 | F | 5112209RSX22 | 255/30/20 | | | |
| RSX 11 x 20** | 5 x 112 | 35 | R | 51122011RSX35 | 305/25/20 | | | |
| RSX 9 x 20 | 5 x 112 | 32 | F | 5112210RSX32 | 255/30/20 | | | |
| RSX 10.5 x 21** | 5 x 112 | 35 | R | 5112211RSX35 | 295/30/21 | | | |
| Mercedes Fitting Kits Click HERE | | | | | | | | |
| | CLC 04 | | | | | | | |
| | Style | Car PCD: 8x112 | OJ Bore: 6.6mm | | Bolt: 14 x 1.60 | | | |
| | RSC 8 x 18 | 5 x 112 | 31 | F & R | 51121880RSC31 | 235/40/18 | | |
| | RSC 8.5 x 22 | 5 x 112 | 55 | F & R | 5112229RSC37 | 285/35/22 | | |
| | RC2 10 x 22 | 5 x 112 | 60 | F & R | 51122010RSC38 | 285/35/22 | | |
| G CLASS | G CLASS | | | | | | | |
| Style | Car PCD: 8x112 | OJ Bore: 6.6mm | | Bolt: 14 x 1.60 | | | | |
| RSC 10 x 20 | 5 x 130 | 50 | F & R | 51302010RSC52 | 275/40/20 | | | |
| RSC 10 x 22 | 5 x 130 | 55 | F & R | 51302210RSC55 | 295/35/22 | | | |
| RSX 9 x 20 | 5 x 130 | 54 | F | 5130209RSX54 | 285/45/20 | | | |
| RSX 11 x 20 | 5 x 130 | 55 | R | 51302011RSX55 | 305/25/20 | | | |
| RSD 9.5 x 22 | 5 x 130 | 50 | F & R | 5130229RSD50 | 295/35/22 | | | |
| RC2 10 x 22 | 5 x 130 | 55 | F & R | 51302210RSC55 | 295/35/22 | | | |
| Vito Van 304 | Vito Van 304 | | | | | | | |
| Style | Car PCD: 8x112 | OJ Bore: 6.6mm | | Bolt: 14 x 1.60 | | | | |
| RSC 8.5 x 20 | 5 x 112 | 38* | F & R | 5112208RSC38 | 245/35/20 | | | |



Machine 5mm off back face



[Back to Index](#)

| Back to Index | STYLE | Size | PCD | ET | Axel | KAHN Part No | Tyre Size |
|---|------------------|------------------|----------------|----------------|----------------|----------------|-----------|
| Mitsubishi  | | | | | | | |
| Colt Lancer pre 99 | | Car PCD: 4x100 | | C/ Bore:56.6mm | | Nuts:12 x 1.50 | |
| | RSR | 7 x 17 | 4 x 100 | 35 | F & R | 41001770RSR35 | 215/40/17 |
| | RSS | 7 x 17 | 4 x 100 | 35 | F & R | 41001770RSS35 | 215/40/17 |
| | RSV | 7 x 17 | 4 x 100 | 35 | F & R | 41001770RSV35 | 215/40/17 |
| Colt Lancer 99 on | | Car PCD: 4x114.3 | | C/ Bore:67.1mm | | Nuts:12 x 1.50 | |
|  | RSR | 6.5 x 15 | 4 x 114.3 | 35 | F & R | 41141565RSR35 | 195/60/15 |
| | RSR | 7 x 17 | 4 x 114.3 | 35 | F & R | 41141770RSR35 | 205/45/17 |
| | RSR | 7.5 x 18 | 4 x 114.3 | 45 | F & R | 41141875RSR45 | 215/40/18 |
| | RSS | 7 x 17 | 4 x 114.3 | 35 | F & R | 41141770RSS35 | 205/45/17 |
| | RSV | 7 x 17 | 4 x 114.3 | 35 | F & R | 41141770RSV35 | 215/40/17 |
| | RSV | 7.5 x 18 | 4 x 114.3 | 42 | F & R | 41141785RSV35 | 215/35/18 |
| Mitsubishi Shoegun/Pajero 2000> | Car PCD: 6x139.6 | | C/ Bore:67.1mm | | Nuts:12 x 1.50 | | |
| | RSD | 9.5 x 22 | 6 x 139.6 | 35 | F & R | 61392295RSD35 | 285/35/22 |
| Evolution VI, VII, VIII | | Car PCD: 5x114.3 | | C/ Bore:67.1mm | | Nuts:12 x 1.50 | |
| | RSV** | 7.5 x 19 | 5 x 114.3 | 30 | F & R | 51141975RSV30 | 225/35/19 |



**FQ 300 Requires 3mm Spacer



| Back to Index | STYLE | Size | PCD | ET | Axel | KAHN Part No | Tyre Size |
|---|---------|------------------|-----------|----------------|-------|-----------------|-----------|
| Nissan  | | | | | | | |
| Micra | | Car PCD: 4x100 | | C/ Bore:60.1mm | | Bolts:12 x 1.50 | |
| | RSR | 6.5 x 15 | 4 x 100 | 35 | F & R | 41001565RSR35 | 195/45/15 |
| Almera 00> | | Car PCD: 4x114.3 | | C/ Bore:66.1mm | | Nuts:12 x 1.50 | |
| Nissan Fitting Kits Click HERE | RSR | 6.5 x 15 | 4 x 114.3 | 35 | F & R | 41141565RSR35 | 215/55/15 |
| | RSR | 7 x 17 | 4 x 114.3 | 35 | F & R | 41141770RSR35 | 225/40/17 |
| | RSR | 7.5 x 18 | 4 x 114.3 | 40 | F & R | 41141875RSR37 | 225/35/18 |
| | RSV | 7 x 17 | 4 x 114.3 | 35 | F & R | 41141770RSV35 | 215/40/17 |
| | RSV | 7.5 x 18 | 4 x 114.3 | 42 | F & R | 41141875RSV42 | 225/35/18 |
| Primera 02> | | Car PCD: 5x114.3 | | C/ Bore:66.1mm | | Nuts:12 x 1.50 | |
|  | RSR | 7 x 17 | 5 x 114.3 | 35 | F & R | 51141770RSR35 | 215/40/17 |
| | RSR | 7.5 x 18 | 5 x 114.3 | 37 | F & R | 51141875RSR37 | 215/45/18 |
| | RSS | 7.5x17 | 5 x 114.3 | 35 | F & R | 51141775RSS35 | 215/40/17 |
| | RSV | 7 x 17 | 5 x 114.3 | 40 | F & R | 51141770RSV40 | 215/40/17 |
| | RSV | 7.5 x 18 | 5 x 114.3 | 45 | F & R | 51141875RSV45 | 215/45/18 |
| 200SX 94-99 | | Car PCD: 5x114.3 | | C/ Bore:66.1mm | | Nuts:12 x 1.50 | |
| | RSC | 8 x 18 | 5 x 114.3 | 35 | F & R | 51141880RSC35 | 235/35/18 |
| | RSC - 2 | 8.5 x 19 | 5 x 114.3 | 35 | F & R | 51141985RSC235 | 255/30/19 |
| | RSV-2 | 8.5 x 19 | 5 x 114.3 | 35 | F & R | 51141985RSV235 | 235/35/19 |
| Skyline R34 | | Car PCD: 5x114.3 | | C/ Bore:66.1mm | | Nuts:12 x 1.50 | |
| Nissan Fitting Kits Click HERE | RSC - 2 | 8.5 x 19 | 5 x 114.3 | 35 | F | 51141985RSC235 | 245/35/19 |
| | RSC - 2 | 9.5 x 19 | 5 x 114.3 | 35 | R | 51141995RSC235 | 285/30/19 |
| | RSV-2 | 8.5 x 19 | 5 x 114.3 | 35 | F & R | 51141985RSV235 | 245/35/19 |
| | RSV-2 | 9.5 x 19 | 5 x 114.3 | 35 | R | 51141995RSV235 | 285/30/19 |
| 350Z 03> | | Car PCD: 5x114.3 | | C/ Bore:66.1mm | | Nuts:12 x 1.50 | |
| | RSV | 9 X 20 | 5 x 114.3 | 28 | F | 51142090RSV28 | 255/30/20 |
| | RSV | 11 X 20 | 5 x 114.3 | 25 | R | 51142011RSV25 | 285/30/20 |
| Navara | | Car PCD: 5x114.3 | | C/ Bore:66.1mm | | Bolts:12 x 1.25 | |
| Nissan Fitting Kits Click HERE | RSD | 9.5 X22 | 6 X 114 | 32 | F & R | 51141995RSV235 | 285/35/22 |

| Back to Index | STYLE | Size | PCD | ET | Axel | KAHN Part No | Tyre Size |
|---|-------|------------------|---------|----------------|-------|-----------------|-----------|
| MINI  | | | | | | | |
| MINI All Models | | Car PCD: 4 x 100 | | C/ Bore:56.1mm | | Bolts:12 x 1.50 | |
|  | RSR | 7 x 17 | 4 x 100 | 45 | F & R | 41001775RSR45 | 215/40/17 |
| | | 7.5 x 18 | 4 x 100 | 45 | F & R | 41001875RSR45 | 215/35/18 |
| | RSS | 7.5 x 17 | 4 x 100 | 45 | F & R | 41001775RSS45 | 215/40/17 |
| | | 7.5 x 18 | 4 x 100 | 45 | F & R | 41001875RSS45 | 215/35/18 |
| | RSV | 7 x 17 | 4 x 100 | 45 | F & R | 41001775RSV45 | 215/40/17 |
| | | 7.5 x 18 | 4 x 100 | 45 | F & R | 41001875RSV45 | 215/35/18 |
| | | 7.5 x 19 | 4 x 100 | 45 | F & R | 41001975RSV45 | 215/35/19 |
| | RSC | 8 x 18 | 4 x 100 | 45 | F & R | 41001880RSC45 | 215/35/18 |

| Back to Index | STYLE | Size | PCD | ET | Axel | KAHN Part No | Tyre Size |
|---|-------|------------------|---------|----------------|-------|-----------------|-----------|
| MINI  | | | | | | | |
| MINI All Models 2007 on | | Car PCD: 4 x 100 | | C/ Bore:56.1mm | | Bolts:14 x 1.25 | |
|  | RSR | 7 x 17 | 4 x 100 | 45 | F & R | 41001775RSR45 | 215/40/17 |
| | | 7.5 x 18 | 4 x 100 | 45 | F & R | 41001875RSR45 | 215/35/18 |
| | RSS | 7.5 x 17 | 4 x 100 | 45 | F & R | 41001775RSS45 | 215/40/17 |
| | | 7.5 x 18 | 4 x 100 | 45 | F & R | 41001875RSS45 | 215/35/18 |
| | RSV | 7 x 17 | 4 x 100 | 45 | F & R | 41001775RSV45 | 215/40/17 |
| | | 7.5 x 18 | 4 x 100 | 45 | F & R | 41001875RSV45 | 215/35/18 |
| | | 7.5 x 19 | 4 x 100 | 45 | F & R | 41001975RSV45 | 215/35/19 |
| | RSC | 8 x 18 | 4 x 100 | 45 | F & R | 41001880RSC45 | 215/35/18 |



[Back to Index](#)


| Back to Index | STYLE | Size | PCD | ET | Axel | KAHN Part No | Tyre Size |
|---|-------|----------------|---------|----|----------------|---------------|-----------------|
| Opel / Vauxhall | | | | | | | |
| Corsa | | Car PCD: 4x100 | | | C/ Bore:56.6mm | | Bolts:12 x 1.50 |
| Opel Fitting Kits Click HERE | RSR | 6.5 x 15 | 4 x 100 | 35 | F & R | 41001565RSR35 | 195/50/15 |
| | RSR | 7 x 17 | 4 x 100 | 45 | F & R | 41001770RSR45 | 205/40/17 |
| | RSS | 7 x 17 | 4 x 100 | 45 | F & R | 41001770RSS45 | 205/40/17 |
| | RSV | 7 x 17 | 4 x 100 | 45 | F & R | 41001770RSV45 | 205/40/17 |
| | RSV | 7.5 x 18 | 4 x 100 | 45 | F & R | 41001875RSV45 | 215/35/18 |
| Astra 98-02 | | Car PCD: 4x100 | | | C/ Bore:56.6mm | | Bolts:12 x 1.50 |
| Opel Fitting Kits Click HERE | RSR | 6.5 x 15 | 4 x 100 | 35 | F & R | 41001565RSR35 | 195/50/15 |
| | RSR | 7 x 17 | 4 x 100 | 45 | F & R | 41001770RSR45 | 215/40/17 |
| | RSR | 7.5 x 18 | 4 x 100 | 37 | F & R | 41001875RSR37 | 215/35/18 |
| | RSS | 7 x 17 | 4 x 100 | 45 | F & R | 41001770RSS45 | 215/40/17 |
| | RSS | 7.5 x 18 | 4 x 100 | 37 | F & R | 41001875RSS37 | 215/35/18 |
| | RSV | 7 x 17 | 4 x 100 | 45 | F & R | 41001770RSV45 | 205/40/17 |
| | RSV | 7.5 x 18 | 4 x 100 | 45 | F & R | 41001875RSV45 | 215/35/18 |
| | RSV | 7.5 x 19 | 4 x 100 | 45 | F & R | 41001975RSV45 | 215/35/19 |
| Astra + Coupe 02> | | Car PCD: 5x110 | | | C/ Bore:65.1mm | | Bolts:12 x 1.50 |
| Zafira | | Car PCD: 5x110 | | | C/ Bore:65.1mm | | Bolts:12 x 1.50 |
|  | RSR | 7 x 17 | 5 x 110 | 35 | F & R | 51101770RSR35 | 215/40/17 |
| | RSR | 7.5 x 18 | 5 x 110 | 37 | F & R | 51101875RSR37 | 215/35/18 |
| | RSS | 8 x 18 | 5 x 110 | 35 | F & R | 51101880RSS35 | 225/35/18 |
| | RSV | 7 x 17 | 5 x 110 | 40 | F & R | 51101770RSV40 | 215/40/17 |
| | RSV | 7.5 x 18 | 5 x 110 | 37 | F & R | 51101875RSV37 | 215/35/18 |
| Vectra | | Car PCD: 5x110 | | | C/ Bore:65.1mm | | Bolts:12 x 1.50 |
|  | RSR | 7 x 17 | 5 x 110 | 35 | F & R | 51101770RSR35 | 215/45/17 |
| | RSR | 7.5 x 18 | 5 x 110 | 37 | F & R | 51101875RSR37 | 225/35/18 |
| | RSS | 8 x 18 | 5 x 110 | 35 | F & R | 51101880RSS35 | 225/35/18 |
| | RSV | 7 x 17 | 5 x 110 | 40 | F & R | 51101770RSV40 | 215/45/17 |
| | RSV | 7.5 x 18 | 5 x 110 | 37 | F & R | 51101875RSV37 | 225/35/18 |
| Omega | | Car PCD: 5x110 | | | C/ Bore:65.1mm | | Bolts:12 x 1.50 |
| Opel Fitting Kits Click HERE | RSR | 7 x 17 | 5 x 110 | 35 | F & R | 51101770RSR35 | 215/50/17 |
| | RSR | 7.5 x 18 | 5 x 110 | 37 | F & R | 51101875RSR37 | 225/45/18 |
| | RSS | 8 x 18 | 5 x 110 | 35 | F & R | 51101880RSS35 | 225/45/18 |
| | RSV | 7 x 17 | 5 x 110 | 40 | F & R | 51101770RSV40 | 215/50/17 |
| | RSV | 7.5 x 18 | 5 x 110 | 37 | F & R | 51101875RSV37 | 225/45/18 |
| Holden Commodore | | Car PCD: 5x120 | | | C/ Bore:69.6mm | | Bolts:12 x 1.50 |
| | RSC | 8.5 x 20 | 5 x 120 | 45 | F & R | 51202085RSC45 | 245/30/20 |


| Back to Index | STYLE | Size | PCD | ET | Axel | KAHN Part No | Tyre Size |
|---|-------|----------------|---------|----|----------------|---------------|-----------------|
| Peugeot | | | | | | | |
| 106 | | Car PCD: 4x108 | | | C/ Bore:65.1mm | | Bolts:12 x 1.25 |
| | RSR | 6.5 x 15 | 4 x 108 | 15 | F & R | 41081565RSR15 | 195/45/15 |
| 206, 307 | | Car PCD: 4x108 | | | C/ Bore:65.1mm | | Bolts:12 x 1.25 |
|  | RSS | 7 x 17 | 4 x 108 | 28 | F & R | 41081770RSR28 | 205/40/17 |
| | RSS | 8 x 18 | 4 x 108 | 25 | F & R | 41081880RSS25 | 225/40/18 |
| | RSV** | 7 x 17 | 4 x 108 | 40 | F & R | 41081770RSV18 | 205/40/17 |
| | RSV** | 7.5 x 18 | 4 x 108 | 42 | F & R | 41081875RSV18 | 225/40/18 |
| | RSV** | 7.5 x 18 | 4 x 108 | 42 | F & R | 41081875RSV18 | 225/40/18 |
| 306/307 | | Car PCD: 4x108 | | | C/ Bore:65.1mm | | Bolts:12 x 1.25 |
|  | RSR | 6.5 x 15 | 4 x 108 | 15 | F & R | 41081565RSR15 | 195/50/15 |
| | RSR | 7 x 17 | 4 x 108 | 18 | F & R | 41081770RSR18 | 205/40/17 |
| | RSS | 7 x 17 | 4 x 108 | 18 | F & R | 41081770RSS18 | 205/40/17 |
| | RSS | 7.5 x 17 | 4 x 108 | 18 | F & R | 41081775RSS18 | 205/40/17 |
| | RSV | 7 x 17 | 4 x 108 | 18 | F & R | 41081770RSV18 | 205/40/17 |
| | RSV | 7.5 x 18 | 4 x 108 | 18 | F & R | 41081875RSV18 | 225/35/18 |
| 406 & coupe (not V6) | | Car PCD: 4x108 | | | C/ Bore:65.1mm | | Bolts:12 x 1.25 |
| Peugeot Fitting Kits Click HERE | RSR | 6.5 x 15 | 4 x 108 | 15 | F & R | 41081565RSR15 | 195/65/15 |
| | RSR | 7 x 17 | 4 x 108 | 18 | F & R | 41081770RSR18 | 215/45/17 |
| | RSS | 7 x 17 | 4 x 108 | 18 | F & R | 41081770RSS18 | 215/45/17 |
| | RSS | 7.5 x 17 | 4 x 108 | 18 | F & R | 41081775RSS18 | 215/45/17 |
| | RSV | 7 x 17 | 4 x 108 | 18 | F & R | 41081770RSV18 | 215/45/17 |
| | RSV | 7.5 x 18 | 4 x 108 | 18 | F & R | 41081875RSV18 | 225/40/18 |
| 407 / 607 | | Car PCD: 5x108 | | | C/ Bore:65.1mm | | Bolts:12 x 1.25 |
| Peugeot Fitting Kits Click HERE | RSS | 8 x 18 | 5 x 108 | 35 | F & R | 51081880RSS35 | 225/40/18 |
| | RSV | 7.5 x 18 | 5 x 108 | 45 | F & R | 51081875RSV45 | 235/45/18 |
| | RSV | 8.5 x 19 | 5 x 108 | 45 | F & R | 51081985RSV45 | 235/40/19 |
| | RSC | 8.5 X 20 | 5 x 108 | 49 | F & R | 51082085RSC49 | 245/35/20 |



[Back to Index](#)


Porsche 



| Boxster 2.5, 2.7 & 3.2. | Style | Size | Car PCD: 5 x 130 | | C/ Bore: 71.6mm | | Bolts: Original | |
|---|-------|----------|------------------|----|---|---|-----------------|-----------|
|  *S will require 3mm | RSR* | 8.0 x 18 | 5 x 130 | 49 | | F | 51301880RSR49 | 225/40/18 |
| | RSR* | 9.5 x 18 | 5 x 130 | 52 | | R | 51301895RSR52 | 265/35/18 |
| | RSC-2 | 8.5 x 19 | 5 x 130 | 45 |  | F | 51301985RSC245 | 235/35/19 |
| | RSC-2 | 9.5 x 19 | 5 x 130 | 45 | | R | 51301995RSC245 | 265/30/19 |
| | RSV-2 | 8.5 x 19 | 5 x 130 | 45 | | F | 51301985RSV245 | 235/35/19 |
| | RSV-2 | 9.5 x 19 | 5 x 130 | 45 | | R | 51301911RSC245 | 265/30/19 |



| Porsche 964 | Style | Size | Car PCD: 5 x 130 | | C/ Bore: 71.6mm | | Bolts: Original | |
|-----------------------------------|-------|----------|------------------|----|---|---|-----------------|-----------|
| *Will require 3mm spacers. | RSR* | 8.0 x 18 | 5 x 130 | 49 | | F | 51301880RSR49 | 225/40/18 |
| | RSR | 9.5 x 18 | 5 x 130 | 52 | | R | 51301895RSR52 | 265/35/18 |
| | RSC-2 | 8.5 x 19 | 5 x 130 | 45 |  | F | 51301985RSC245 | 235/35/19 |
| | RSC-2 | 9.5 x 19 | 5 x 130 | 45 | | R | 51301995RSC245 | 265/30/19 |
| | RSV-2 | 8.5 x 19 | 5 x 130 | 45 | | F | 51301985RSV245 | 235/35/19 |
| | RSV-2 | 9.5 x 19 | 5 x 130 | 45 | | R | 51301911RSC245 | 265/30/19 |

| Porsche 993 | Style | Size | Car PCD: 5 x 130 | | C/ Bore: 71.6mm | | Bolts: Original | |
|-----------------------------------|----------|----------|------------------|----|---|----------------|-----------------|-----------|
| *Will require 3mm spacers. | RSR* | 8.0 x 18 | 5 x 130 | 49 | | F | 51301880RSR49 | 225/40/18 |
| | RSR | 9.5 x 18 | 5 x 130 | 52 | | R | 51301895RSR52 | 265/35/18 |
| | RSC-2 | 8.5 x 19 | 5 x 130 | 45 |  | F | 51301985RSC245 | 235/35/19 |
| | RSC-2 | 9.5 x 19 | 5 x 130 | 45 | | R | 51301995RSC245 | 265/30/19 |
| | Turbo/S | 11 x 19 | 5 x 130 | 40 | | R | 51301911RSC240 | 315/25/19 |
| | RSV-2 | 8.5 x 19 | 5 x 130 | 45 | | F | 51301985RSV245 | 235/35/19 |
| RSV-2 | 9.5 x 19 | 5 x 130 | 45 | | R | 51301911RSC245 | 265/30/19 | |



| Porsche 996 | Style | Size | Car PCD: 5 x 130 | | C/ Bore: 71.6mm | | Bolts: Original | |
|--|---------|-----------|------------------|----|---|---|-----------------|-----------|
|  *GT2 Requires 7mm Front Spacers **RSX 11 x 20 on Turbo Req 20mm spacers** | RSR | 8.0 x 18 | 5 x 130 | 49 | | F | 51301880RSR49 | 225/40/18 |
| | RSR | 9.5 x 18 | 5 x 130 | 52 | | R | 51301895RSR52 | 265/35/18 |
| | RSC-2* | 8.5 x 19 | 5 x 130 | 45 |  | F | 51301985RSC245 | 235/35/19 |
| | RSC-2 | 9.5 x 19 | 5 x 130 | 45 | | R | 51301995RSC245 | 265/30/19 |
| | Turbo/S | 11 x 19 | 5 x 130 | 40 | | R | 51301911RSC240 | 315/25/19 |
| | RSV-2* | 8.5 x 19 | 5 x 130 | 45 | | F | 51301985RSV245 | 235/35/19 |
| | RSV-2 | 9.5 x 19 | 5 x 130 | 45 | | R | 51301911RSC245 | 265/30/19 |
| | RSV-2** | 11 x 19 | 5 x 130 | 50 | | R | 51301911RSC250 | 315/25/19 |
| | RSX | 9 x 20 | 5 x 130 | 54 | | F | 51302090RSX54 | 245/30/20 |
| | RSX | 11 x 20** | 5 x 130 | 55 | | R | 51302011RSX55 | 305/25/20 |
| **Turbo & S require 15mm spacers. Standard car will requires rear fender rolling | | | | | | | | |

| Porsche 997 | Style | Size | Car PCD: 5 x 130 | | C/ Bore: 71.6mm | | Bolts: Original | |
|--|-------|----------|------------------|----|-----------------|---|-----------------|-----------|
|  on 997 turbo you req a 15mm spacer on rear 3mm spacer on front | RSC | 8.5 x 20 | 5 x 130 | 54 | | F | 51302085RSC54 | 235/30/20 |
| | RSC | 10 x 20 | 5 x 130 | 52 | | R | 51302010RSC52 | 275/30/20 |
| | RSC2 | 8.5 x 19 | 5 x 130 | 45 | | F | 51301985RSC245 | 235/35/19 |
| | RSC2 | 11 x 19 | 5 x 130 | 40 | | R | 51301911RSC250 | 295/30/19 |
| | RSV-2 | 8.5 x 19 | 5 x 130 | 45 | | F | 51301985RSV245 | 235/35/19 |
| | RSV-2 | 11 x 19 | 5 x 130 | 50 | | R | 51301911RSC250 | 295/30/19 |
| | RSV | 9 x 20 | 5 x 130 | 55 | | F | 51302090RSV55 | 245/30/20 |
| | RSV | 11 x 20 | 5 x 130 | 65 | | R | 51302011RSV65 | 305/25/20 |
| | RSX | 9 x 20 | 5 x 130 | 54 | | F | 51302090RSX54 | 245/30/20 |
| | RSX | 11 x 20 | 5 x 130 | 55 | | R | 51302011RSX55 | 305/25/20 |

| Porsche Cayman | Style | Size | Car PCD: 5 x 130 | | C/ Bore: 71.6mm | | Bolts: Original | |
|---|-------|----------|------------------|----|---|---|-----------------|-----------|
|  | RSC-2 | 8.5 x 19 | 5 x 130 | 45 |  | F | 51301985RSC245 | 235/35/19 |
| | RSC-2 | 9.5 x 19 | 5 x 130 | 45 | | R | 51301995RSC245 | 295/30/19 |
| | RSV-2 | 8.5 x 19 | 5 x 130 | 45 | | F | 51301985RSV245 | 235/35/19 |
| | RSV-2 | 9.5 x 19 | 5 x 130 | 45 | | R | 51301911RSC245 | 295/30/19 |

| Porsche Cayenne | Style | Size | Car PCD: 5 x 130 | | C/ Bore: 71.6mm | | Bolts: Original | |
|---|-------|----------|------------------|----|---|-------|-----------------|-----------|
|  | RSC | 10 x 20 | 5 x 130 | 50 |  | F & R | 51302010RSC52 | 275/40/20 |
| | RSC | 10 x 22 | 5 x 130 | 55 | | F & R | 51302210RSC55 | 285/35/22 |
| | RSX | 9 x 20 | 5 x 130 | 54 | | F | 51302090RSX54 | 265/45/20 |
| | RSX | 11 x 20 | 5 x 130 | 55 | | R | 51302011RSX55 | 305/25/20 |
| | RSD | 9.5 x 22 | 5 x 130 | 50 | | F&R | 51302295RSD50 | 285/35/22 |
| | RC2 | 10 x 22 | 5 x 130 | 55 | | F & R | 51302210RC255 | 285/35/22 |

Spacers will be required for all pre 1989 models.

| Back to Index | STYLE | Size | PCD | ET | Axel | KAHN Part No | Tyre Size |
|--|--------|----------------|----------------|----------------|------------------|------------------|-----------|
| Renault | | | | | | | |
| Clio | | Style | Car PCD: 4x100 | C/ Bore:60.1mm | Bolts: 12 x 1.50 | | |
| Renault Fitting Kits Click HERE | RSR | 6.5 x 15 | 4 x 100 | 35 | F & R | 41001565RSR35 | 195/50/15 |
| | RSR | 7 x 17 | 4 x 100 | 35 | F & R | 41001770RSR35 | 205/40/17 |
| | RSS | 7 x 17 | 4 x 100 | 35 | F & R | 41001770RSS35 | 205/40/17 |
| | RSS | 7.5 x 18 | 4 x 100 | 37 | F & R | 41001875RSS37 | 215/35/18 |
| | RSV | 7 x 17 | 4 x 100 | 35 | F & R | 41001775RSV35 | 205/40/17 |
| Megane 02> / Scenic | | Style | Car PCD: 4x100 | C/ Bore:60.1mm | Bolts: 12 x 1.50 | | |
| Renault Fitting Kits Click HERE | RSR | 6.5 x 15 | 4 x 100 | 35 | F & R | 41001565RSR35 | 195/65/15 |
| | RSR | 7 x 17 | 4 x 100 | 35 | F & R | 41001770RSR45 | 215/45/17 |
| | RSR | 7.5 x 18 | 4 x 100 | 37 | F & R | 41001875RSR37 | 215/40/18 |
| | RSS | 7 x 17 | 4 x 100 | 35 | F & R | 41001770RSS45 | 215/45/17 |
| | RSS | 7.5 x 18 | 4 x 100 | 37 | F & R | 41001875RSS45 | 215/40/18 |
| | RSV | 7 x 17 | 4 x 100 | 35 | F & R | 41001775RSV35 | 215/45/17 |
| | RSV | 7.5 x 18 | 4 x 100 | 45 | F & R | 41001875RSV45 | 215/40/18 |
| | RSV | 7.5 x 19 | 4 x 100 | 45 | F & R | 41001975RSV45 | 215/35/19 |
| | RSC | 8 x 18 | 4 x 100 | 38 | F & R | 41001880RSC38 | 215/40/18 |
| | Laguna | | Style | Car PCD: 5x108 | C/ Bore:60.1mm | Bolts: 12 x 1.50 | |
| | RSV | 7.5 x 18 | 5 x 108 | 45 | F & R | 51081875RSV45 | 225/40/18 |
| | RSS | 8 x 18 | 5 x 108 | 35 | F & R | 51081880RSS35 | 225/40/18 |
| SAAB | | | | | | | |
| SAAB 93, 95 | | Car PCD: 5x110 | | C/ Bore:65.1mm | Bolts:12 x 1.50 | | |
| *These wheels will require conversion bolts  | RSR | 7 x 17 | 5 x 110 | 35 | F & R | 51101770RSR35 | 215/40/17 |
| | RSR | 7.5 x 18 | 5 x 110 | 37 | F & R | 51101875RSR37 | 215/35/18 |
| | RSS | 8 x 18 | 5 x 110 | 35 | F & R | 51101880RSS35 | 225/35/18 |
| | RSV | 7 x 17 | 5 x 110 | 40 | F & R | 51101770RSV40 | 215/40/17 |
| | RSV | 7.5 x 18 | 5 x 110 | 37 | F & R | 51101875RSV37 | 215/35/18 |
| | RSV* | 8.5 x 19 | 5 x 112 | 31 | F & R | 51121985RSV31 | 235/35/19 |
| | RSC-2* | 8.5 x 19 | 5 x 112 | 31 | F & R | 51121985RSC231 | 235/35/19 |
| | RSV-2* | 8.5 x 19 | 5 x 112 | 31 | F & R | 51121985RSV231 | 235/35/19 |
| SEAT | | | | | | | |
| Ibiza >02 | | Style | Car PCD: 4x100 | C/ Bore:57.1mm | Bolts: 12 x 1.50 | | |
| SEAT Fitting Kits Click HERE | RSR | 6.5 x 15 | 4 x 100 | 35 | F & R | 41001565RSR35 | 195/50/15 |
| | RSR | 7 x 17 | 4 x 100 | 35 | F & R | 41001770RSR35 | 205/40/17 |
| | RSS | 7 x 17 | 4 x 100 | 35 | F & R | 41001770RSS35 | 205/40/17 |
| | RSV | 7 x 17 | 4 x 100 | 35 | F & R | 41001770RSV35 | 205/40/17 |
| | RSV | 7.5 x 18 | 4 x 100 | 45 | F & R | 41001875RSV45 | 215/35/18 |
| | RSV | 7.5 x 19 | 4 x 100 | 45 | F & R | 41001975RSV45 | 215/35/19 |
| Ibiza/Cordoba 02> | | Style | Car PCD: 5x100 | C/ Bore:57.1mm | Bolts: 14 x 1.50 | | |
| SEAT Fitting Kits Click HERE | RSR | 6.5 x 15 | 5 x 100 | 35 | F & R | 51001565RSR35 | 205/50/15 |
| | RSR | 7 x 17 | 5 x 100 | 33 | F & R | 51001770RSR33 | 215/35/17 |
| | RSS | 7 x 17 | 5 x 100 | 35 | F & R | 51001770RSS35 | 215/35/17 |
| | RSV | 7 x 17 | 5 x 100 | 35 | F & R | 51001770RSV35 | 215/35/17 |
| | RSV | 7.5 x 18 | 5 x 100 | 37 | F & R | 51001875RSV37 | 215/35/18 |
| | RSV | 7.5 x 19 | 5 x 100 | 45 | F & R | 51001975RSV45 | 215/35/19 |
| Leon/Toledo 99> | | Style | Car PCD: 5x100 | C/ Bore:57.1mm | Bolts: 12 x 1.50 | | |
|  | RSR | 8 x 17 | 5 x 100 | 35 | F & R | 51001780RSR35 | 205/45/17 |
| | RSR | 7.5 x 18 | 5 x 100 | 37 | F & R | 51001875RSR37 | 215/40/18 |
| | RSS | 7 x 17 | 5 x 100 | 45 | F & R | 51001770RSS45 | 205/45/17 |
| | RSS | 7.5 x 18 | 5 x 100 | 45 | F & R | 51001875RSS45 | 215/40/18 |
| | RSV | 7 x 17 | 5 x 100 | 35 | F & R | 51001770RSV35 | 205/45/17 |
| | RSV | 7.5 x 18 | 5 x 100 | 37 | F & R | 51001875RSV37 | 215/40/18 |
| | RSV | 7.5 x 19 | 5 x 100 | 45 | F & R | 51001975RSV45 | 215/35/19 |
| Leon 05> | | Style | Car PCD: 5x112 | C/ Bore:57.1mm | Bolts: 14 x 1.50 | | |
| | RSV | 7.5 x 18 | 5 x 112 | 45 | F & R | 51121875RSV37 | 225/40/18 |
| | RSV | 8 x 18 | 5 x 112 | 45 | F & R | 51121880RSV37 | 225/40/18 |
| | RSV | 8.5 x 19 | 5 x 112 | 45 | F & R | 51001985RSV45 | 235/35/19 |
| | RSV-2 | 8.5 x 19 | 5 x 112 | 45 | F & R | 51121985RSV245 | 235/35/19 |
| Alhambra | | Style | Car PCD: 5x112 | C/ Bore:57.1mm | Bolts: 12 x 1.50 | | |
| SEAT Fitting Kits Click HERE | RSR | 6.5 x 15 | 5 x 112 | 35 | F & R | 51121565RSR35 | 195/50/15 |
| | RSR | 8 x 17 | 5 x 112 | 35 | F & R | 51121780RSR35 | 225/45/17 |
| | RSR | 7.5 x 18 | 5 x 112 | 37 | F & R | 51121875RSR37 | 225/40/18 |
| | RSS | 8 x 17 | 5 x 112 | 35 | F & R | 51121780RSS35 | 225/45/17 |
| | RSS | 7.5 x 18 | 5 x 112 | 37 | F & R | 51121875RSS37 | 225/40/18 |
| | RSV | 7.5x18 | 5 x 112 | 37 | F & R | 51121775RSV37 | 225/40/18 |
| | RSV | 8x18 | 5 x 112 | 35 | F & R | 51121880RSV35 | 235/35/18 |

[Back to Index](#)

[Back to Index](#) **STYLE Size PCD ET Axel KAHN Part No Tyre Size**

SKODA



| Fabia | | Style | Car PCD: 5x100 | C/ Bore:57.1mm | Bolts: 14 x 1.50 | | | |
|--|--|----------|----------------|----------------|------------------|------------------|---------------|-----------|
| Skoda Fitting Kits Click HERE | RSR | 6.5 x 15 | 5 x 100 | 35 | F & R | 51001565RSR35 | 185/55/15 | |
| | RSR | 7 x 17 | 5 x 100 | 35 | F & R | 51001770RSR35 | 205/40/17 | |
| | RSS | 7 x 17 | 5 x 100 | 35 | F & R | 51001770RSS35 | 205/50/17 | |
| | RSV | 7 x 17 | 5 x 100 | 35 | F & R | 51001770RSV35 | 205/50/17 | |
| | RSV | 7.5 x 18 | 5 x 100 | 37 | F & R | 51001875RSV37 | 215/40/18 | |
| | RSC | 8 x 18 | 5 x 100 | 35 | F & R | 51001880RSC35 | 215/40/18 | |
| Octavia < 06/2004 | | Style | Car PCD: 5x100 | C/ Bore:57.1mm | Bolts: 14 x 1.50 | | | |
| *10mm Spacer Required | | RSR | 6.5 x 15 | 5 x 100 | 35 | F & R | 51001565RSR35 | |
| | RSR | 7 x 17 | 5 x 100 | 35 | F & R | 51001770RSR35 | 215/45/17 | |
| | RSR | 7.5 x 18 | 5 x 100 | 37 | F & R | 51001875RSR37 | 215/40/18 | |
| | RSS | 7 x 17 | 5 x 100 | 35 | F & R | 51001770RSS35 | 205/50/17 | |
| | RSS | 8 x 18 | 5 x 100 | 35 | F & R | 51001880RSS35 | 215/40/18 | |
| | RSV | 7 x 17 | 5 x 100 | 35 | F & R | 51001770RSV35 | 205/50/17 | |
| | RSV | 7.5 x 18 | 5 x 100 | 37 | F & R | 51001875RSV37 | 215/40/18 | |
| | RSV* | 7.5 x 19 | 5 x 100 | 45 | F & R | 51001975RSV45 | 215/35/19 | |
| | RSC | 8 x 18 | 5 x 100 | 35 | F & R | 51001880RSC35 | 215/40/18 | |
| | Superb, Octavia >06/04 | | Style | Car PCD: 5x112 | C/ Bore:57.1mm | Bolts: 14 x 1.50 | | |
| | Skoda Fitting Kits Click HERE | RSR | 7 x 17 | 5 x 112 | 35 | F & R | 51121770RSR35 | 225/45/17 |
| RSR | | 8 x 17 | 5 x 112 | 35 | F & R | 51121780RSR35 | 235/45/17 | |
| RSR | | 7.5 x 18 | 5 x 112 | 37 | F & R | 51121875RSR37 | 225/40/18 | |
| RSS | | 7.5 x 17 | 5 x 112 | 35 | F & R | 51121775RSS35 | 225/45/17 | |
| RSS | | 8 x 18 | 5 x 112 | 35 | F & R | 51121880RSS35 | 225/40/18 | |
| RSV | | 7.5 x 18 | 5 x 112 | 37 | F & R | 51121775RSV37 | 225/40/18 | |
| RSV | | 8 x 18 | 5 x 112 | 35 | F & R | 51121880RSV35 | 225/40/18 | |
| RSC | | 8 x 18 | 5 x 112 | 31 | F & R | 51121880RSC31 | 225/40/18 | |

[Back to Index](#) **STYLE Size PCD ET Axel KAHN Part No Tyre Size**

Smart

| Smart FORTWO | | Style | Car PCD: 3x112 | C/ Bore:57.1mm | Bolts: 12 x 1.50 | | |
|---------------|-----|----------|------------------|----------------|------------------|---------------|-----------|
| | RSR | 5.5 x 15 | 3 x 112 | 30 | F | 31121555RSR30 | 195/45/15 |
| | RSR | 6.5 x 15 | 3 x 112 | 0 | R | 31121565RSR00 | 195/50/15 |
| Smart FORFOUR | | Style | Car PCD: 4x114.3 | C/ Bore:67.1mm | Nuts: 12 x 1.50 | | |
| | RSR | 7 x 17 | 4 x 114.3 | 35 | F | 41141770RSR35 | 205/40/17 |
| | RSS | 7 x 17 | 4 x 114.3 | 35 | F | 41141770RSS35 | 205/40/17 |
| | RSV | 7 x 17 | 4 x 114.3 | 35 | F & R | 41141770RSV35 | 205/40/17 |




[Back to Index](#) **STYLE Size PCD ET Axel KAHN Part No Tyre Size**

Subaru






| Impreza | | Style | Car PCD: 5x100 | C/ Bore:56.1mm | Nuts its: 12 x 1.25 | | |
|--|-----|----------|------------------|----------------|---------------------|---------------|-----------|
| Subaru Fitting Kits Click HERE | RSV | 7.5 x 18 | 5 x 100 | 45 | F & R | 51001875RSV45 | 215/35/18 |
| | RSV | 7.5 x 19 | 5 x 100 | 45 | F & R | 51001975RSV45 | 215/35/19 |
| Impreza STi | | Style | Car PCD: 5x100 | C/ Bore:56.1mm | Nuts its: 12 x 1.25 | | |
| 2005> | RSV | 7.5 x 19 | 5 X 100 | 45 | F & R | 51001975RSV45 | 215/35/19 |
| Impreza WRX | | Style | Car PCD: 5x114.3 | C/ Bore:56.1mm | Nuts its: 12 x 1.25 | | |
| 2005> | RSV | 7.5 x 19 | 5 x 114 | 45 | F & R | 51141975RSV45 | 215/35/19 |
| *****Check Fitment as some cars are now 5 x 114.3 not 5 x 100***** | | | | | | | |
| Legacy | | Style | Car PCD: 5x100 | C/ Bore:56.1mm | Nuts its: 12 x 1.25 | | |
| Legacy | RSV | 7.5 x 18 | 5 x 100 | 45 | F & R | 51001875RSV45 | 215/35/18 |
| | RSV | 7.5 x 19 | 5 x 100 | 45 | F & R | 51001975RSV45 | 215/35/19 |

[Back to Index](#)

| Back to Index | STYLE | Size | PCD | ET | Axel | KAHN Part No | Tyre Size |
|---|--------------|-------------------------|-------------------------|----|-----------------------|-----------------------|---|
| Toyota | | | | | | |  |
| Yaris | | Car PCD: 4x100 | | | C/ Bore:54.1mm | | Nuts:12 x 1.50 |
| Toyota Fitting Kits Click HERE | RSR | 6.5 x 15 | 4 x 100 | 35 | F & R | 41001565RSR35 | 185/55/15 |
| | RSR | 7 x 17 | 4 x 100 | 35 | F & R | 41001770RSR35 | 195/45/17 |
| | RSS | 7 x 17 | 4 x 100 | 35 | F & R | 41001770RSS35 | 195/45/17 |
| | RSV | 7 x 17 | 4 x 100 | 35 | F & R | 41001770RSV35 | 195/45/17 |
| Corolla | | Car PCD: 4x100 | | | C/ Bore:54.1mm | | Nuts:12 x 1.50 |
|  Click HERE | RSR | 6.5 x 15 | 4 x 100 | 35 | F & R | 41001565RSR35 | 195/50/15 |
| | RSR | 7 x 17 | 4 x 100 | 35 | F & R | 41001770RSR35 | 205/40/17 |
| | RSR | 7.5 x 18 | 4 x 100 | 37 | F & R | 41001875RSR37 | 215/35/18 |
| | RSS | 7 x 17 | 4 x 100 | 35 | F & R | 41001770RSS35 | 205/40/17 |
| | RSS | 7.5 x 17 | 4 x 100 | 35 | F & R | 41001775RSS35 | 215/35/17 |
| | RSS | 7.5 x 18 | 4 x 100 | 37 | F & R | 41001875RSS37 | 215/35/18 |
| | RSV | 7 x 17 | 4 x 100 | 35 | F & R | 41001770RSV35 | 205/40/17 |
| | RSV | 7.5 x 18 | 4 x 100 | 45 | F & R | 41001875RSV45 | 215/35/18 |
| Avensis | | Car PCD: 5x100 | | | C/ Bore:54.1mm | | Nuts:12 x 1.50 |
| Toyota Fitting Kits Click HERE | RSR | 7 x 17 | 5 x 100 | 35 | F & R | 51001770RSR35 | 205/45/17 |
| | RSR | 7.5 x 18 | 5 x 100 | 37 | F & R | 51001875RSR37 | 215/35/18 |
| | RSS | 7 x 17 | 5 x 100 | 35 | F & R | 51001770RSS35 | 215/40/17 |
| | RSS | 7.5 x 17 | 5 x 100 | 35 | F & R | 51001775RSS35 | 215/40/17 |
| | RSV | 7 x 17 | 5 x 100 | 35 | F & R | 51001770RSV35 | 205/45/17 |
| | RSV | 7.5 x 18 | 5 x 100 | 37 | F & R | 51001875RSV37 | 225/35/18 |
| MR2 | | Car PCD: 4x100 | | | C/ Bore:60.1mm | | Nuts:12 x 1.50 |
| Toyota Fitting Kits Click HERE | RSR | 6.5 x 15 | 4 x 100 | 35 | F & R | 41001565RSR35 | 195/50/15 |
| | RSR | 7 x 17 | 4 x 100 | 35 | F & R | 41001770RSR35 | 215/40/17 |
| | RSR | 7.5 x 18 | 4 x 100 | 37 | F & R | 41001875RSR37 | 215/35/18 |
| | RSS | 7 x 17 | 4 x 100 | 35 | F & R | 41001770RSS35 | 215/40/17 |
| | RSS | 7.5 x 17 | 4 x 100 | 35 | F & R | 41001775RSS35 | 215/40/17 |
| | RSS | 7.5 x 18 | 4 x 100 | 37 | F & R | 41001875RSS37 | 215/35/18 |
| | RSV | 7 x 17 | 4 x 100 | 35 | F & R | 41001770RSV35 | 215/40/17 |
| | RSV | 7.5 x 18 | 4 x 100 | 45 | F & R | 41001875RSV45 | 215/35/18 |
| Celica | | Car PCD: 5x100 | | | C/ Bore:54.1mm | | Nuts:12 x 1.50 |
|  Click HERE | RSR | 7 x 17 | 5 x 100 | 35 | F & R | 51001770RSR35 | 215/40/17 |
| | RSR | 7.5 x 18 | 5 x 100 | 37 | F & R | 51001875RSR37 | 215/35/18 |
| | RSS | 7 x 17 | 5 x 100 | 35 | F & R | 51001770RSS35 | 215/40/17 |
| | RSS | 7.5 x 17 | 5 x 100 | 35 | F & R | 51001775RSS35 | 215/40/17 |
| | RSS | 7.5 x 18 | 5 x 100 | 45 | F & R | 51001875RSS45 | 215/35/18 |
| | RSV | 7 x 17 | 5 x 100 | 35 | F & R | 51001770RSV35 | 215/40/17 |
| | RSV | 7.5 x 18 | 5 x 100 | 37 | F & R | 51001875RSV37 | 215/35/18 |
| | RAV 4 | | Car PCD: 5x114.3 | | | C/ Bore:60.1mm | |
| | RSC | 8 x 18 | 5 x 114 | 35 | F & R | 51141880RSC35 | 235/50/18 |
| | RSC | 8.5 x 20 | 5 x 114 | 35 | F & R | 51142085RSC35 | 245/35/20 |
| Supra | | Car PCD: 5x114.3 | | | C/ Bore:54.1mm | | Nuts:12 x 1.50 |
| Toyota Fitting Kits Click HERE | RSC -2 | 8.5 x 19 | 5 x 114 | 35 | F & R | 51141985RSC235 | 235/35/19 |
| | RSC-2 | 9.5 x 19 | 5 x 114 | 35 | F & R | 51141995RSC235 | 265/30/19 |
| | RSV -2 | 8.5 x 19 | 5 x 114 | 35 | F & R | 51141985RSV35 | 235/35/19 |
| | RSV -2 | 9.5 x 19 | 5 x 114 | 35 | F & R | 51141995RSV35 | 265/30/19 |
| Back to Index | | | | | | | |

[Back to Index](#) **STYLE** **Size** **PCD** **ET** **Axel** **KAHN Part No** **Tyre Size**




VW 

| Lupo | | Car PCD: 4x100 | | | C/ Bore:57.1mm | | Bolts:14 x 1.50 | |
|--|---|------------------|---------|----|---|----------------|-----------------|-----------|
| VW Fitting Kits Click HERE | RSR | 6.5 x 15 | 4 x 100 | 35 | | F & R | 41001565RSR35 | 195/45/15 |
| | RSR | 7 x 17 | 4 x 100 | 35 | | F & R | 41001770RSR35 | 205/40/17 |
| | RSS | 7 x 17 | 4 x 100 | 35 | | F & R | 41001770RSS35 | 205/40/17 |
| | RSV | 7 x 17 | 4 x 100 | 35 | | F & R | 41001770RSV35 | 205/40/17 |
| Polo | | Car PCD: 4x100 | | | C/ Bore:57.1mm | | Bolts:14 x 1.50 | |
| VW Fitting Kits Click HERE | RSR | 6.5 x 15 | 4 x 100 | 35 | | F & R | 41001565RSR35 | 185/55/15 |
| | RSR | 7 x 17 | 4 x 100 | 35 | | F & R | 41001770RSR35 | 215/35/17 |
| | RSS | 7 x 17 | 4 x 100 | 35 | | F & R | 41001770RSS45 | 215/35/17 |
| | RSV | 7 x 17 | 4 x 100 | 35 | | F & R | 41001770RSV35 | 215/35/17 |
| Golf IV / Bora / Beetle | | Car PCD: 5x100 | | | C/ Bore:57.1mm | | Bolts:14 x 1.50 | |
| VW Fitting Kits Click HERE  | RSR | 7 x 17 | 5 x 100 | 35 | | F & R | 51001770RSR35 | 205/40/17 |
| | RSR | 7.5 x 18 | 5 x 100 | 37 | | F & R | 51001875RSR37 | 215/35/18 |
| | RSS | 7 x 17 | 5 x 100 | 35 | | F & R | 51001770RSS35 | 215/40/17 |
| | RSS | 7.5 x 17 | 5 x 100 | 35 | | F & R | 51001775RSS35 | 215/40/17 |
| | RSS | 8 x 18 | 5 x 100 | 35 | | F & R | 51001880RSS35 | 225/40/18 |
| | RSV | 7 x 17 | 5 x 100 | 35 | | F & R | 51001770RSV35 | 205/40/17 |
| | RSV | 7.5 x 18 | 5 x 100 | 37 | | F & R | 51001875RSV37 | 215/35/18 |
| | RSV | 8.5 x 19 | 5 x 100 | 35 | | F & R | 51001985RSV35 | 225/35/19 |
| | RSC | 8 x 18 | 5 x 100 | 35 | | F & R | 51001880RSC35 | 225/40/18 |
| | RSC-2 | 8.5 x 19 | 5 x 100 | 35 | | F & R | 51001985RSC235 | 225/35/19 |
| | RSC-2 | 9.5 x 19 | 5 x 100 | 35 | | R | 51001995RSC235 | 235/35/19 |
| | RSV -2 | 8.5 x 19 | 5 x 100 | 35 | | F & R | 51001985RSV235 | 225/35/19 |
| RSV -2 | 9.5 x 19 | 5 x 100 | 35 | | R | 51001995RSV235 | 235/35/19 | |
| Golf V | | Car PCD: 5x112 | | | C/ Bore:57.1mm | | Bolts:14 x 1.50 | |
| VW Fitting Kits Click HERE | RSV | 7.5X18 | 5 x 112 | 45 | | F & R | 51121875RSV45 | 225/40/18 |
| | RSV | 8.5X19 | 5 x 112 | 45 | | F & R | 51121985RSV45 | 225/35/19 |
| | RSV -2 | 8.5 x 19 | 5 x 112 | 45 | | F & R | 51121985RSV245 | 225/35/19 |
| Passat | | Car PCD: 5x112 | | | C/ Bore:57.1mm | | Bolts:14 x 1.50 | |
| VW Fitting Kits Click HERE | RSR | 7 x 17 | 5 x 112 | 35 | | F & R | 51121770RSR35 | 225/45/17 |
| | RSR | 8 x 17 | 5 x 112 | 35 | | F & R | 51121780RSR35 | 235/45/17 |
| | RSR | 7.5 x 18 | 5 x 112 | 37 | | F & R | 51121875RSR37 | 225/40/18 |
| | RSS | 7.5 x 17 | 5 x 112 | 35 | | F & R | 51121775RSS35 | 225/45/17 |
| | RSS | 8 x 18 | 5 x 112 | 33 | | F & R | 51121880RSS33 | 225/40/18 |
| | RSS | 8.5X19 | 5 x 112 | 35 | | F & R | 51121985RSS35 | 225/35/19 |
| | RSV | 7.5X18 | 5 x 112 | 37 | | F & R | 51121775RSV37 | 225/40/18 |
| | RSC | 8 x 18 | 5 x 112 | 31 | | F & R | 51121880RSC31 | 225/40/18 |
| | RSC-2 | 8.5 x 19 | 5 x 112 | 31 | | F & R | 51121985RSC231 | 235/35/19 |
| | RSV-2 | 8.5 x 19 | 5 x 112 | 31 | | F & R | 51121985RSV231 | 235/35/19 |
| Sharon | | Car PCD: 5x112 | | | C/ Bore:57.1mm | | Bolts:14 x 1.50 | |
|  | RSR | 7 x 17 | 5 x 112 | 35 | | F & R | 51121770RSR35 | 225/45/17 |
| | RSR | 8 x 17 | 5 x 112 | 35 | | F & R | 51121780RSR35 | 235/45/17 |
| | RSR | 7.5 x 18 | 5 x 112 | 37 | | F & R | 51121875RSR37 | 225/40/18 |
| | RSS | 7.5 x 17 | 5 x 112 | 35 | | F & R | 51121775RSS35 | 225/45/17 |
| | RSS | 8 x 18 | 5 x 112 | 33 | | F & R | 51121880RSS33 | 225/40/18 |
| | RSC | 8 x 18 | 5 x 112 | 35 | | F & R | 51121880RSC31 | 225/40/18 |
| | RSC-2 | 8.5 x 19 | 5 x 112 | 31 | | F & R | 51121985RSC231 | 235/35/19 |
| | RSV-2 | 8.5 x 19 | 5 x 112 | 31 | | F & R | 51121985RSV231 | 235/35/19 |
| | RSV -2 | 9.5 x 19 | 5 x 112 | 40 | | R | 51121995RSV240 | 265/30/19 |
| | VW Fitting Kits Click HERE | | | | | | | |
| Touareg (not R5) | | Car PCD: 5 x 130 | | | C/ Bore: 71.6mm | | Bolts: Original | |
| VW Fitting Kits Click HERE | RSC | 10 x 20 | 5 x 130 | 50 |  | F & R | 51302010RSC50 | 295/40/20 |
| | RSC | 10 x 22 | 5 x 130 | 55 | | F & R | 51302210RSC55 | 295/30/22 |
| | RC2 | 10 x 22 | 5 x 130 | 55 | | F & R | 51302210RC255 | 295/30/22 |
| | RSD | 9.5 x 22 | 5 x 130 | 50 | | F & R | 51302295RSD50 | 295/30/22 |
| Touareg R5 | | Car PCD: 5 x 120 | | | C/Bore; 65.10 | | Bolts: Original | |
| VW Fitting Kits Click HERE | RSC | 10 x 20 | 5 x 120 | 57 | | F & R | 51202010RSC57 | 295/40/20 |
| | RSC | 10 x 22 | 5 x 120 | 55 | | F & R | 51202210RSC55 | 295/30/22 |
| | RSD | 9.5 x 22 | 5 x 120 | 55 | | F & R | 51202295RSD55 | 295/30/22 |
| VW Phaeton | | Car PCD: 5x112 | | | C/ Bore:57.1mm | | Bolts:14 x 1.50 | |
| VW Fitting Kits Click HERE | RSC | 8.5 x 20 | 5 x 112 | 31 | | F | 51122085RSC31 | 255/35/20 |
| | RSC | 10 x 20 | 5 x 112 | 28 | | R | 51122010RSC28 | 275/35/20 |
| | RSV | 9 X 20 | 5 x 112 | 32 | | F & R | 51122090RSV32 | 255/35/20 |

[Back to Index](#)

[Back to Index](#) **STYLE** **Size** **PCD** **ET** **Axel** **KAHN Part No** **Tyre Size**

Volvo 

| S40 / V40 up to 2004 | | Car PCD: 4x114.3 | | | C/ Bore:67.1mm | | Nuts:12 x 1.50 | |
|---|-----|------------------|-----------|----|---|-------|-----------------|-----------|
|  | RSR | 6.5 x 15 | 4 x 114.3 | 35 | | F & R | 41141565RSR35 | 195/55/15 |
| | RSR | 7 x 17 | 4 x 114.3 | 35 | | F & R | 41141770RSR35 | 205/40/17 |
| | RSR | 7.5 x 18 | 4 x 114.3 | 40 | | F & R | 41141875RSR40 | 215/35/18 |
| | RSS | 7 x 17 | 4 x 114.3 | 35 | | F & R | 41141770RSS35 | 205/40/17 |
| | RSV | 7 x 17 | 4 x 114.3 | 35 | | F & R | 41141770RSV35 | 205/40/17 |
| | RSV | 7.5 x 18 | 4 x 114.3 | 42 | | F & R | 41141875RSV42 | 215/35/18 |
| S40/V40 2004 on | | Car PCD: 5x108 | | | C/ Bore:63.4mm | | Nuts:12 x 1.50 | |
| | RSV | 7.5 x 18 | 5 x 108 | 45 | | F & R | 51081875RSV45 | 215/35/18 |
| V70 / S70 / S60 /V60 | | Car PCD: 5x108 | | | C/ Bore:65.1mm | | Bolts:14 x 1.50 | |
| | RSV | 7.5 x18 | 5 x108 | 45 | | F & R | 51081875RSV45 | 225/40/18 |
| XC90 | | Car PCD: 5x108 | | | C/ Bore:66.9mm | | Bolts:14 x 1.50 | |
|  | RSC | 8.5 x 20 | 5 x 108 | 49 |  | F & R | 51082085RSC49 | 265/45/20 |

[Back to Index](#)